



SZABO SCANDIC

Part of Europa Biosite

Produktinformation



Forschungsprodukte & Biochemikalien



Zellkultur & Verbrauchsmaterial



Diagnostik & molekulare Diagnostik



Laborgeräte & Service

Weitere Information auf den folgenden Seiten!
See the following pages for more information!



Lieferung & Zahlungsart

siehe unsere [Liefer- und Versandbedingungen](#)

Zuschläge

- Mindermengenzuschlag
- Trockeneiszuschlag
- Gefahrgutzuschlag
- Expressversand

SZABO-SCANDIC HandelsgmbH

Quellenstraße 110, A-1100 Wien

T. +43(0)1 489 3961-0

F. +43(0)1 489 3961-7

mail@szabo-scandic.com

www.szabo-scandic.com

[linkedin.com/company/szaboscandic](https://www.linkedin.com/company/szaboscandic) 

ME1 monoclonal antibody (M02), clone 3B4

Catalog # : H00004199-M02

規格 : [100 ug]

[List All](#)

Specification

Product Description: Mouse monoclonal antibody raised against a full length recombinant ME1.

Immunogen: ME1 (AAH25246, 1 a.a. ~ 572 a.a) full-length recombinant protein with GST tag. MW of the GST tag alone is 26 KDa.


Sequence:
 MEPEAPRRRHTHQRGYLLTRNPHLNKDLAFTLEERQQLNIHGLLPSPFN
 SQEIQVLRVWKNFEHLNSDFDRYLMLLMDLQDRNEKLFYRVLTSIEKFMPI
 VYTPTVGLACQQYSLVFRKPRGLFITIHDRGHASVLANAWPEDVIKAIWV
 DGERILGLGDLGCNGMGIPVGKALYACGGMNPQECLPVILDVGTENE
 ELLKDPLYIGLRQRRVRGSEYDDFLDEFMEAVSSKYGMNCLIQFEDFAN
 VNAFRLLNKYRNQYCTFNDDIQGTASVAVAGLLAALRITKNKLSAQITLQ
 GAGEAALGIAHLIVMALEKEGLPKEKAIKKIWLVDKGLIVKGRASLTQEKE
 KFAHEHEEMKNLEAIVQEIKPTALIGVAAIGGAFSEQILKDMAAFNERPIIFA
 LSNPTSKAECSAEQCYKITKGRAIFASGSPFDPVTLPNGQTLYPGQGNN
 SYVFPGVALGVACGLRQITDNIFLTTAEVIAQQVSDKHLEEGRLYPPLNT
 IRDVSLKIAEKIVKDAYQEKTATVYPEPQNKEAFVRSQMYSTDYDQILPDC
 YSWPEEVQKIQTQVDQ

Host: Mouse

Reactivity: Human

Isotype: IgG2b Kappa

Quality Control Testing: Antibody Reactive Against Recombinant Protein.



Western Blot detection against Immunogen (88.66 KDa) .

Storage Buffer: In 1x PBS, pH 7.4

Storage Instruction: Store at -20°C or lower. Aliquot to avoid repeated freezing and thawing.

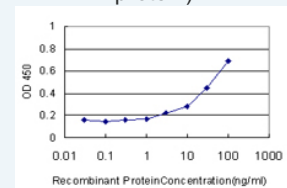
MSDS: [Download](#)

Datasheet: [Download](#)

Application Image

Western Blot (Recombinant protein)

Sandwich ELISA (Recombinant protein)



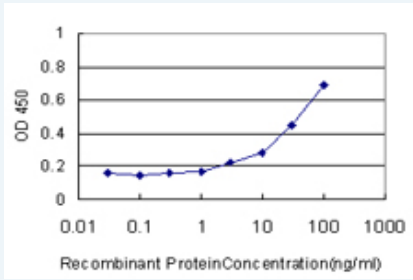
[enlarge](#)

ELISA

Applications

Western Blot (Recombinant protein)

Sandwich ELISA (Recombinant protein)



Detection limit for recombinant GST tagged ME1 is approximately 3ng/ml as a capture antibody.

ELISA

Gene Information

Entrez GeneID: [4199](#)

GeneBank Accession#: [BC025246](#)

Protein Accession#: [AAH25246](#)

Gene Name: ME1

Gene Alias: HUMNDME, MES

Gene Description: malic enzyme 1, NADP(+)-dependent, cytosolic

Omim ID: [154250](#)

Gene Ontology: [Hyperlink](#)

Gene Summary: This gene encodes a cytosolic, NADP-dependent enzyme that generates NADPH for fatty acid biosynthesis. The activity of this enzyme, the reversible oxidative decarboxylation of malate, links the glycolytic and citric acid cycles. The regulation of expression for this gene is complex. Increased expression can result from elevated levels of thyroid hormones or by higher proportions of carbohydrates in the diet. [provided by RefSeq]

Other Designations: Malic enzyme, cytoplasmic, NADP-dependent malic enzyme, OTTHUMP00000016792, cytosolic malic enzyme 1, malate dehydrogenase, malic enzyme 1, soluble, pyruvic-malic carboxylase

Gene Pathway

- [Biosynthesis of alkaloids derived from histidine and purine](#)
- [Biosynthesis of alkaloids derived from ornithine, lysine and nicotinic acid](#)
- [Biosynthesis of alkaloids derived from shikimate pathway](#)
- [Biosynthesis of alkaloids derived from terpenoid and polyketide](#)
- [Biosynthesis of terpenoids and steroids](#)
- [Carbon fixation in photosynthetic organisms](#)
- [Metabolic pathways](#)
- [PPAR signaling pathway](#)
- [Pyruvate metabolism](#)

Related Disease

[Lung Neoplasms](#)

