



SZABO SCANDIC

Part of Europa Biosite

Produktinformation



Forschungsprodukte & Biochemikalien



Zellkultur & Verbrauchsmaterial



Diagnostik & molekulare Diagnostik



Laborgeräte & Service

Weitere Information auf den folgenden Seiten!
See the following pages for more information!



Lieferung & Zahlungsart

siehe unsere [Liefer- und Versandbedingungen](#)

Zuschläge

- Mindermengenzuschlag
- Trockeneiszuschlag
- Gefahrgutzuschlag
- Expressversand

SZABO-SCANDIC HandelsgmbH

Quellenstraße 110, A-1100 Wien

T. +43(0)1 489 3961-0

F. +43(0)1 489 3961-7

mail@szabo-scandic.com

www.szabo-scandic.com

[linkedin.com/company/szaboscandic](https://www.linkedin.com/company/szaboscandic) 

MEFV monoclonal antibody (M02), clone 2C1

Catalog # : H00004210-M02

規格 : [100 ug]

[List All](#)

Specification

Product Description: Mouse monoclonal antibody raised against a partial recombinant MEFV.

Immunogen: MEFV (NP_000234, 1 a.a. ~ 110 a.a) partial recombinant protein with GST tag. MW of the GST tag alone is 26 KDa.

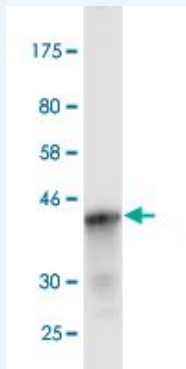
Sequence: MAKTPSDHLLSTLEELVPYDFEKFKLQNTSVQKEHSRIPRSQIQRARP
VKMATLLVITYGEEYAVQLTLQVLRINQRLLAELHRAAIQEYSTQENG
TDDSAASSSL

Host: Mouse

Reactivity: Human

Isotype: IgG2a Kappa

Quality Control Testing: Antibody Reactive Against Recombinant Protein.



Western Blot detection against Immunogen (37.84 KDa) .

Storage Buffer: In 1x PBS, pH 7.4

Storage Instruction: Store at -20°C or lower. Aliquot to avoid repeated freezing and thawing.

MSDS: [Download](#)

Datasheet: [Download](#)

Applications

Western Blot (Recombinant protein)

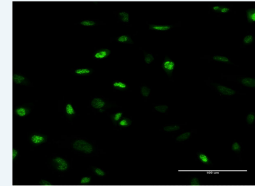
[Protocol Download](#)

Immunofluorescence

Application Image

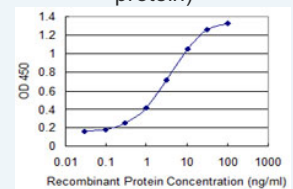
Western Blot (Recombinant protein)

Immunofluorescence



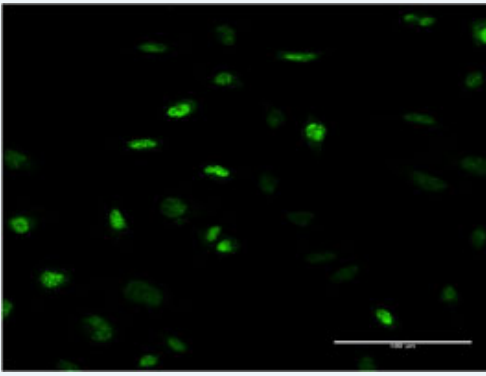
[enlarge](#)

Sandwich ELISA (Recombinant protein)



[enlarge](#)

ELISA

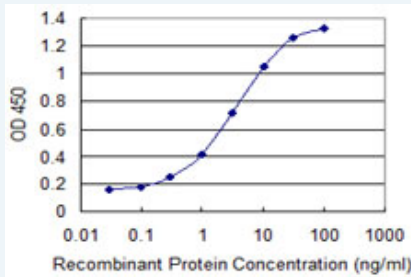


[enlarge this image](#)

Immunofluorescence of monoclonal antibody to MEFV on HeLa cell . [antibody concentration 10 ug/ml]

[Protocol Download](#)

Sandwich ELISA (Recombinant protein)



Detection limit for recombinant GST tagged MEFV is 0.03 ng/ml as a capture antibody.

[Protocol Download](#)

ELISA

Gene Information

Entrez GeneID: [4210](#)

GeneBank [NM_000243](#)

Accession#:

Protein [NP_000234](#)

Accession#:

Gene Name: MEFV

Gene Alias: FMF,MEF,MGC126560,MGC126586,TRIM20

Gene Description: Mediterranean fever

Description:

Omim ID: [249100](#), [608107](#)

Gene Ontology: [Hyperlink](#)

Gene Summary: This gene encodes a protein, also known as pyrin or marenostrin, that is an important modulator of innate immunity. Mutations in this gene are associated with Mediterranean fever, a hereditary periodic fever syndrome. [provided by RefSeq]

Other Designations: Mediterranean fever protein,OTTHUMP00000159670,marenostrin,pyrin

Designations:

Related Disease

[Abdomen](#), [Acute Abdominal Pain](#) [Acute Disease](#) [Albuminuria](#) [Alzheimer Disease](#) [Alzheimer disease](#) [Amyloidosis](#) [Amyloidosis, Familial](#) [Arthritis](#) [Arthritis, Juvenile](#) [Rheumatoid Arthritis](#), [Psoriatic Arthritis](#), [Rheumatoid](#) [Asthma](#) [Asthma](#) [Atherosclerosis](#) [Atherosclerosis](#)

[Autoimmune Diseases](#) [Behcet Syndrome](#) [Birth Weight](#)

[... see more](#)

[服務條款](#) | [隱私權政策](#) | [著作及商標](#) | [網站地圖](#)

©2016 亞諾法生技股份有限公司 Abnova Corporation. 版權所有.