



SZABO SCANDIC

Part of Europa Biosite

Produktinformation



Forschungsprodukte & Biochemikalien



Zellkultur & Verbrauchsmaterial



Diagnostik & molekulare Diagnostik



Laborgeräte & Service

Weitere Information auf den folgenden Seiten!
See the following pages for more information!



Lieferung & Zahlungsart

siehe unsere [Liefer- und Versandbedingungen](#)

Zuschläge

- Mindermengenzuschlag
- Trockeneiszuschlag
- Gefahrgutzuschlag
- Expressversand

SZABO-SCANDIC HandelsgmbH

Quellenstraße 110, A-1100 Wien

T. +43(0)1 489 3961-0

F. +43(0)1 489 3961-7

mail@szabo-scandic.com

www.szabo-scandic.com

[linkedin.com/company/szaboscandic](https://www.linkedin.com/company/szaboscandic) 

MEIS2 monoclonal antibody (M02), clone 1B3

Catalog # : H00004212-M02

規格 : [50 ug]

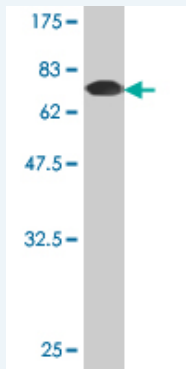
[List All](#)

Specification

Product Description:	Mouse monoclonal antibody raised against a full-length recombinant MEIS2.
Immunogen:	MEIS2 (AAH01516, 1 a.a. ~ 381 a.a) full-length recombinant protein with GST tag. MW of the GST tag alone is 26 KDa.
Sequence:	MDGVGVPASMYGDPHAPRPIPPVHHLNHGPPLHATQHYGAHAPHPNVM PASMGSVNDALKRDKDAIYGHPLFPLLALVFEKCELATCTPREPGVAG GDVCSSEDFNEDIAVFAKQVRAEKPLFSSNPELDNLMIQAIQVLRFHLEL EKVHELCDNFCHRYISCLKGKMPIDLVIDERDGSSEKSDHEELSGSSTNLA DHNPSWRDHDATSTHSAGTPGPSSGGHASQSGDNSSEQGDGLDNS VASPGTGDDDDPDKDKKRQKKRGIFPKVATNIMRAWLFQHLTHPYPSEE QKKQLAQDTGLTILQVNNWFINARRRIVQPMIDQSNRAVSQGAAYSPEG QPMGSFVLDGQQHMGIRPAGPMSGMGMNMGMDGQWHYM
Host:	Mouse
Reactivity:	Human
Isotype:	IgG2b Kappa

Quality Control Antibody Reactive Against Recombinant Protein.

Testing:



Western Blot detection against Immunogen (67.65 KDa) .

Storage Buffer: In 1x PBS, pH 7.4

Storage Instruction: Store at -20°C or lower. Aliquot to avoid repeated freezing and thawing.

MSDS: [Download](#)


Datasheet: [Download](#)

Applications

Western Blot (Cell lysate)


Application Image

Western Blot (Cell lysate)



Western Blot (Recombinant protein)

ELISA



MEIS2 monoclonal antibody (M02), clone 1B3. Western Blot analysis of MEIS2 expression in IMR-32.

 [Protocol Download](#)

Western Blot (Recombinant protein)

 [Protocol Download](#)

ELISA

Gene Information

Entrez GeneID: [4212](#)

GeneBank [BC001516](#)

Accession#:

Protein [AAH01516](#)

Accession#:

Gene Name: MEIS2

Gene Alias: HsT18361,MGC2820,MRG1

Gene Meis homeobox 2

Description:

Omim ID: [601740](#)

Gene Ontology: [Hyperlink](#)

Gene Summary: This gene encodes a homeobox protein belonging to the TALE ('three amino acid loop extension') family of homeodomain-containing proteins. TALE homeobox proteins are highly conserved transcription regulators, and several members have been shown to be essential contributors to developmental programs. Multiple transcript variants encoding distinct isoforms have been described for this gene. [provided by RefSeq]

Other Designations: Meis homolog 2, Meis1, myeloid ecotropic viral integration site 1 homolog 2, Meis1-related gene 1, OTTHUMP00000160209, TALE homeobox protein Meis2

Related Disease

[Cardiovascular Diseases](#) [Kidney Failure, Chronic](#) [Tobacco Use Disorder](#) [Ventricular Dysfunction, Left](#)