



SZABO SCANDIC

Part of Europa Biosite

Produktinformation



Forschungsprodukte & Biochemikalien



Zellkultur & Verbrauchsmaterial



Diagnostik & molekulare Diagnostik



Laborgeräte & Service

Weitere Information auf den folgenden Seiten!
See the following pages for more information!



Lieferung & Zahlungsart

siehe unsere [Liefer- und Versandbedingungen](#)

Zuschläge

- Mindermengenzuschlag
- Trockeneiszuschlag
- Gefahrgutzuschlag
- Expressversand

SZABO-SCANDIC HandelsgmbH

Quellenstraße 110, A-1100 Wien

T. +43(0)1 489 3961-0

F. +43(0)1 489 3961-7

mail@szabo-scandic.com

www.szabo-scandic.com

[linkedin.com/company/szaboscandic](https://www.linkedin.com/company/szaboscandic) 

MAP3K3 MaxPab mouse polyclonal antibody (B01) MaxPab®

Catalog # : H00004215-B01

規格 : [50 uL]

[List All](#)

Specification

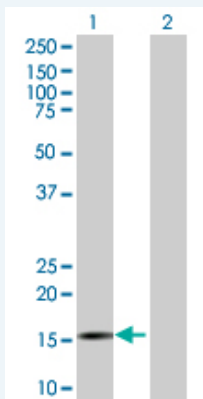
| | |
|---------------------------------|--|
| Product Description: | Mouse polyclonal antibody raised against a full-length human MAP3K3 protein. |
| Immunogen: | MAP3K3 (AAH10464, 1 a.a. ~ 90 a.a) full-length human protein. |
| Sequence: | MNEANVMLPYSGKEEPVLPVAMTLPLPGRGPRCGTAATEGGSSFVNAV VSVLQVGVTLMLYPVSKLETVCALWALSTPALGLGLGCIKS |
| Host: | Mouse |
| Reactivity: | Human |
| Quality Control Testing: | Antibody reactive against mammalian transfected lysate. |
| Storage Buffer: | No additive |
| Storage Instruction: | Store at -20°C or lower. Aliquot to avoid repeated freezing and thawing. |
| Note: | For IHC and IF applications, antibody purification with Protein A will be needed prior to use. |

MSDS:  [Download](#)

Datasheet:  [Download](#)

Applications

Western Blot (Transfected lysate)



Western Blot analysis of MAP3K3 expression in transfected 293T cell line ([H00004215-T01](#)) by MAP3K3 MaxPab polyclonal antibody.

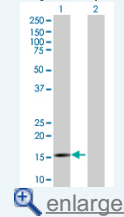
Lane 1: MAP3K3 transfected lysate(10.01 kDa).


Lane 2: Non-transfected lysate.

 [Protocol Download](#)

Application Image

Western Blot (Transfected lysate)



 [enlarge](#)

Gene Information

Entrez GeneID: [4215](#)

GeneBank [BC010464](#)

Accession#:

Protein [AAH10464](#)

Accession#:

Gene Name: MAP3K3

Gene Alias: MAPKKK3,MEKK3

Gene Description: mitogen-activated protein kinase kinase kinase 3

Omim ID: [602539](#)

Gene Ontology: [Hyperlink](#)

Gene Summary: This gene product is a 626-amino acid polypeptide that is 96.5% identical to mouse Mekk3. Its catalytic domain is closely related to those of several other kinases, including mouse Mekk2, tobacco NPK, and yeast Ste11. Northern blot analysis revealed a 4.6-kb transcript that appears to be ubiquitously expressed. This protein directly regulates the stress-activated protein kinase (SAPK) and extracellular signal-regulated protein kinase (ERK) pathways by activating SEK and MEK1/2 respectively; it does not regulate the p38 pathway. In cotransfection assays, it enhanced transcription from a nuclear factor kappa-B (NFkB)-dependent reporter gene, consistent with a role in the SAPK pathway. Alternatively spliced transcript variants encoding distinct isoforms have been observed. [provided by RefSeq]

Other Designations: MAP/ERK kinase kinase 3,MAPK/ERK kinase kinase 3

Gene Pathway

[GnRH signaling pathway](#) [MAPK signaling pathway](#) [Neurotrophin signaling pathway](#)

Related Disease

[Cardiovascular Diseases](#) [Diabetes Mellitus, Type 2](#) [Edema](#)