



SZABO SCANDIC

Part of Europa Biosite

Produktinformation



Forschungsprodukte & Biochemikalien



Zellkultur & Verbrauchsmaterial



Diagnostik & molekulare Diagnostik



Laborgeräte & Service

Weitere Information auf den folgenden Seiten!
See the following pages for more information!



Lieferung & Zahlungsart

siehe unsere [Liefer- und Versandbedingungen](#)

Zuschläge

- Mindermengenzuschlag
- Trockeneiszuschlag
- Gefahrgutzuschlag
- Expressversand

SZABO-SCANDIC HandelsgmbH

Quellenstraße 110, A-1100 Wien

T. +43(0)1 489 3961-0

F. +43(0)1 489 3961-7

mail@szabo-scandic.com

www.szabo-scandic.com

[linkedin.com/company/szaboscandic](https://www.linkedin.com/company/szaboscandic) 

MAP3K4 monoclonal antibody (M09), clone 5D4

Catalog # : H00004216-M09

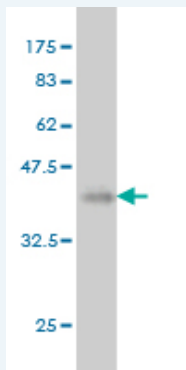
規格 : [100 ug]

[List All](#)

Specification

Product Description:	Mouse monoclonal antibody raised against a partial recombinant MAP3K4.
Immunogen:	MAP3K4 (NP_005913, 1201 a.a. ~ 1300 a.a) partial recombinant protein with GST tag. MW of the GST tag alone is 26 KDa.
Sequence:	AASRPSPSGGDSVLPKSISSAHDTRGSSVPENDRLASIAAELQFRSLSRH SSPTEERDEPAYPRGDSSGSTRRSWELRTLISQSKDTASKLGPIEAIQKS
Host:	Mouse
Reactivity:	Human
Isotype:	IgG2b Kappa

Quality Control Testing: Antibody Reactive Against Recombinant Protein.



Western Blot detection against Immunogen (36.63 KDa) .

Storage Buffer: In 1x PBS, pH 7.4

Storage Instruction: Store at -20°C or lower. Aliquot to avoid repeated freezing and thawing.

MSDS: [Download](#)

Datasheet: [Download](#)

Applications

Western Blot (Recombinant protein)

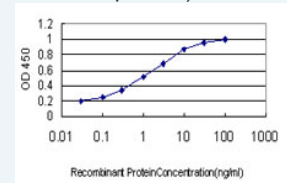
[Protocol Download](#)

Sandwich ELISA (Recombinant protein)

Application Image

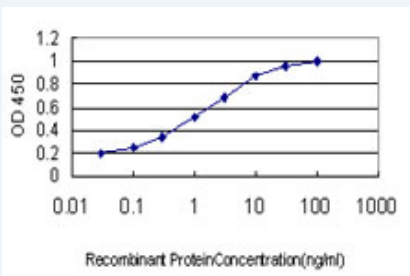
Western Blot (Recombinant protein)

Sandwich ELISA (Recombinant protein)



[enlarge](#)

ELISA



Detection limit for recombinant GST tagged MAP3K4 is approximately 0.03ng/ml as a capture antibody.

 [Protocol Download](#)

ELISA

Gene Information

Entrez GeneID: [4216](#)

GeneBank [NM_005922](#)

Accession#:

Protein [NP_005913](#)

Accession#:

Gene Name: MAP3K4

Gene Alias: FLJ42439,KIAA0213,MAPKKK4,MEKK4,MTK1,PRO0412

Gene Description: mitogen-activated protein kinase kinase kinase 4

Omim ID: [602425](#)

Gene Ontology: [Hyperlink](#)

Gene Summary: The central core of each mitogen-activated protein kinase (MAPK) pathway is a conserved cascade of 3 protein kinases: an activated MAPK kinase kinase (MAPKKK) phosphorylates and activates a specific MAPK kinase (MAPKK), which then activates a specific MAPK. While the ERK MAPKs are activated by mitogenic stimulation, the CSBP2 and JNK MAPKs are activated by environmental stresses such as osmotic shock, UV irradiation, wound stress, and inflammatory factors. This gene encodes a MAPKKK, the MEKK4 protein, also called MTK1. This protein contains a protein kinase catalytic domain at the C terminus. The N-terminal nonkinase domain may contain a regulatory domain. Expression of MEKK4 in mammalian cells activated the CSBP2 and JNK MAPK pathways, but not the ERK pathway. In vitro kinase studies indicated that recombinant MEKK4 can specifically phosphorylate and activate PRKMK6 and SERK1, MAPKKs that activate CSBP2 and JNK, respectively but cannot phosphorylate PRKMK1, an MAPKK that activates ERKs. MEKK4 is a major mediator of environmental stresses that activate the CSBP2 MAPK pathway, and a minor mediator of the JNK pathway. Two alternatively spliced transcripts encoding distinct isoforms have been described. [provided by RefSeq]

Other Designations: MAP/ERK kinase kinase 4,MAPK/ERK kinase kinase 4,SSK2/SSK22 MAP kinase kinase kinase, yeast, homolog of,dJ473J16.1 (mitogen-activated protein kinase kinase kinase 4),predicted protein of HQ0412

Gene Pathway

[GnRH signaling pathway](#) [MAPK signaling pathway](#)

Related Disease

[Tobacco Use Disorder](#)

[服務條款](#) | [隱私權政策](#) | [著作及商標](#) | [網站地圖](#)

©2016 亞諾法生技股份有限公司 Abnova Corporation. 版權所有.