



SZABO SCANDIC

Part of Europa Biosite

Produktinformation



Forschungsprodukte & Biochemikalien



Zellkultur & Verbrauchsmaterial



Diagnostik & molekulare Diagnostik



Laborgeräte & Service

Weitere Information auf den folgenden Seiten!
See the following pages for more information!



Lieferung & Zahlungsart

siehe unsere [Liefer- und Versandbedingungen](#)

Zuschläge

- Mindermengenzuschlag
- Trockeneiszuschlag
- Gefahrgutzuschlag
- Expressversand

SZABO-SCANDIC HandelsgmbH

Quellenstraße 110, A-1100 Wien

T. +43(0)1 489 3961-0

F. +43(0)1 489 3961-7

mail@szabo-scandic.com

www.szabo-scandic.com

[linkedin.com/company/szaboscandic](https://www.linkedin.com/company/szaboscandic) 

MAP3K5 polyclonal antibody (A01)

Catalog # : H00004217-A01

規格 : [50 uL]

List All

Specification

Product Description: Mouse polyclonal antibody raised against a partial recombinant MAP3K5.

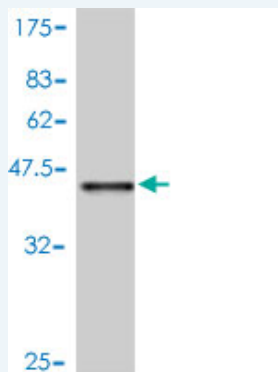
Immunogen: MAP3K5 (AAH54503, 1231 a.a. ~ 1374 a.a) partial recombinant protein with GST tag.

Sequence: SHDSQSAHRSLNVQLGRMKIETNRLLEELVRKEKELQALLHRAIEEKDQEI
KHLKLSQPIEIPVFLNSSGTNTEDSELTDLWRVNGAEDTISRFLA
EDYTLLDVLYVTRDDLKCLRLRGGMLCTLWKAIDFRNKQT

Host: Mouse

Reactivity: Human

Quality Control Testing: Antibody Reactive Against Recombinant Protein.



Western Blot detection against Immunogen (41.84 kDa) .

Storage Buffer: 50 % glycerol

Storage Instruction: Store at -20°C or lower. Aliquot to avoid repeated freezing and thawing.

MSDS:  [Download](#)


Datasheet:  [Download](#)

Publication Reference

1. [Cell cloning-based transcriptome analysis in cyclin-dependent kinase-like 5 mutation patients with severe epileptic encephalopathy.](#)
Nectoux J, Fichou Y, Cagnard N, Bahi-Buisson N, Nusbaum P, Letourneur F, Chelly J, Bienvenu T. J Mol Med. 2010 Nov 24. [Epub ahead of print]

Applications

Western Blot (Recombinant protein)

 [Protocol Download](#)

ELISA

Application Image

Western Blot (Recombinant protein)

ELISA

Gene Information

Entrez GeneID: [4217](#)

GeneBank [BC054503](#)
Accession#:

Protein [AAH54503](#)
Accession#:

Gene Name: MAP3K5

Gene Alias: ASK1,MAPKKK5,MEKK5

Gene Description: mitogen-activated protein kinase kinase kinase 5

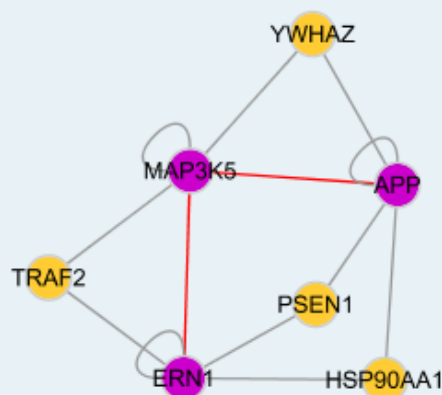
Omim ID: [602448](#)

Gene Ontology: [Hyperlink](#)

Gene Summary: Mitogen-activated protein kinase (MAPK) signaling cascades include MAPK or extracellular signal-regulated kinase (ERK), MAPK kinase (MKK or MEK), and MAPK kinase kinase (MAPKKK or MEKK). MAPKK kinase/MEKK phosphorylates and activates its downstream protein kinase, MAPK kinase/MEK, which in turn activates MAPK. The kinases of these signaling cascades are highly conserved, and homologs exist in yeast, Drosophila, and mammalian cells. MAPKKK5 contains 1,374 amino acids with all 11 kinase subdomains. Northern blot analysis shows that MAPKKK5 transcript is abundantly expressed in human heart and pancreas. The MAPKKK5 protein phosphorylates and activates MKK4 (aliases SERK1, MAPKK4) in vitro, and activates c-Jun N-terminal kinase (JNK)/stress-activated protein kinase (SAPK) during transient expression in COS and 293 cells; MAPKKK5 does not activate MAPK/ERK. [provided by RefSeq]

Other Designations: MAP/ERK kinase kinase 5,MAPK/ERK kinase kinase 5,OTTHUMP00000017275,apoptosis signal regulating kinase

Interactome



Gene Pathway

[Amyotrophic lateral sclerosis \(ALS\) MAPK signaling pathway](#)
[Neurotrophin signaling pathway](#)

Related Disease

[Asthma](#) [Cardiovascular Diseases](#) [Diabetes Mellitus, Type 2](#) [Edema](#)
[Genetic Predisposition to Disease](#) [Hypersensitivity, Immediate](#) [Inflammation](#)
[Insulin Resistance](#) [Lymphoma, Non-Hodgkin](#) [Tobacco Use Disorder](#)

[服務條款](#) | [隱私權政策](#) | [著作及商標](#) | [網站地圖](#)

©2016 亞諾法生技股份有限公司 Abnova Corporation. 版權所有.