



SZABO SCANDIC

Part of Europa Biosite

Produktinformation



Forschungsprodukte & Biochemikalien



Zellkultur & Verbrauchsmaterial



Diagnostik & molekulare Diagnostik



Laborgeräte & Service

Weitere Information auf den folgenden Seiten!
See the following pages for more information!



Lieferung & Zahlungsart

siehe unsere [Liefer- und Versandbedingungen](#)

Zuschläge

- Mindermengenzuschlag
- Trockeneiszuschlag
- Gefahrgutzuschlag
- Expressversand

SZABO-SCANDIC HandelsgmbH

Quellenstraße 110, A-1100 Wien

T. +43(0)1 489 3961-0

F. +43(0)1 489 3961-7

mail@szabo-scandic.com

www.szabo-scandic.com

[linkedin.com/company/szaboscandic](https://www.linkedin.com/company/szaboscandic) 

MAP3K5 purified MaxPab mouse polyclonal antibody (B01P) MaxPab®

Catalog # : H00004217-B01P

規格 : [50 ug]

[List All](#)
Specification

Product Description: Mouse polyclonal antibody raised against a full-length human MAP3K5 protein.

Immunogen: MAP3K5 (NP_005914.1, 1 a.a. ~ 1374 a.a) full-length human protein.

Sequence:

```

MSTEADGEGITFSVPPFAPSGFCTIPEGGICRRGGAAAVGEGEEHQLPPP
PPGSFWNVESAAAPGIGCPAATSSSSATRGRGSSVGGGSRRTTVAYVIN
EASQGQLVVAESEALQSLREACETVGATLETLHFGKLDGGETTVLDRFY
NADIAVWEMSDAFRQPSLFYHLGVRESFSMANNILYCDTNSDSLQSLKEII
CQKNTMCTGNYTFVPYMITPHNKVYCCDSSFMKGLTELMQPNFELLGP
ICLPLVDRFIQLLKVAQASSSQYFRESILNDIRKARNLYTGKELAAELARIR
QRVDNIEVLTADVINLLLSYRDIQDYDSIVKLVETLEKLPTFDLASHHHVKF
HYAFALNRRNLPGDRAKALDIMIPMVQSEGQVASDMYCLVGRIYKDMFL
DSNFTDTESRDHGASWFKKAFESEPTLQSGINYAVLLAAGHQFESSFE
LRKVGVKLSSLLGKKGKLEKLQSYWEVGFFLGASVLANDHMRVIQASEK
LFKLTTPAWYKLSIVETILYKHVVKLTTEQPVAKQELVDFWMDFLVEATK
TDVTVVRFPVLILEPTKIYQPSYLSINNEVEEKTISIWHVLPDDKKGIHEWNF
SASSVRGVSISKFEERCFLYVHLNSDDFQIYFCTELHCKKFFEMVNTITE
EKGRSTEEGDCESDLLEYDYEDENGDRVVLGKGTYGIVYAGRDLNSQ
VRIAIKEIPERDSRYSQLPHEEIALHKHLKHNIVQYLGSENGFIKIFMEQ
VPGGSLSALLRSKWGPKLDNEQTIGFYTKQILEGLKYLHDNQVHRDIKG
DNVLINTYSGVLKISDFGTSKRLAGINPCTETFTGTLQYMAPEIIDKGPRG
YGKAADIWLSLGCIIEMATGKPPFYELGEPQAAMFKVGMFKVHPEIPESM
SAEAKAFILKCFEPDPDKRACANDLLVDEFKLVSSKKKKTQPKLSALSAG
SNEYLRISLSPVPLVEDTSSSSEYGSVSPDELKVDPF/SFKTRAKSCGE
RDVKGIRTLFLGIPDENFEDHSAPPSPEEKDSGFFMLRKDSERRATLHRI
LTEDQDKIVRNLMESLAQGAEEPKLKWEHITLIASLREFVRSTDRKIIATT
LSKLKLELDFDSHGISQVQVWLFQFQDAVNKVLRNHNKPHWVWFALDSIIR
KAVQTAITILVPELRPHFSLASESDTADQEDLDVEDDHEEQPSNQTVRRP
QAVIEDAVATSGVSTLSSTVSHDSQSAHRSLNVQLGRMKIETNRLLEELV
RKEKELQALLHRAIEEKDQEIKHLKLSQPIEPELVPVHLNSSGTNTEDSE
LTDWLRVNGAEDTISRFLAEDYTLDDVLYYVTRDDLKCLRLRGGMLCT
LWKAIDFRNKQT
    
```

Host: Mouse

Reactivity: Human

Quality Control Testing: Antibody reactive against mammalian transfected lysate.

Storage Buffer: In 1x PBS, pH 7.4

Storage Instruction: Store at -20°C or lower. Aliquot to avoid repeated freezing and thawing.


Datasheet:  [Download](#)

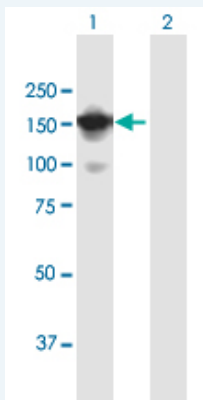
Applications

Western Blot (Transfected lysate)

Application Image

Western Blot (Transfected lysate)





Western Blot analysis of MAP3K5 expression in transfected 293T cell line ([H00004217-T01](#)) by MAP3K5 MaxPab polyclonal antibody.

Lane1:MAP3K5 transfected lysate(151.14 KDa).
Lane2:Non-transfected lysate.

 [Protocol Download](#)

Gene Information

Entrez GeneID: [4217](#)

GeneBank [NM_005923.3](#)

Accession#:

Protein [NP_005914.1](#)

Accession#:

Gene Name: MAP3K5

Gene Alias: ASK1,MAPKKK5,MEKK5

Gene mitogen-activated protein kinase kinase kinase 5

Description:

Omim ID: [602448](#)

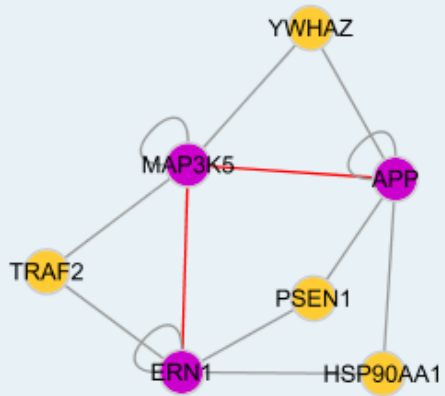
Gene Ontology: [Hyperlink](#)

Gene Summary: Mitogen-activated protein kinase (MAPK) signaling cascades include MAPK or extracellular signal-regulated kinase (ERK), MAPK kinase (MKK or MEK), and MAPK kinase kinase (MAPKKK or MEKK). MAPKK kinase/MEKK phosphorylates and activates its downstream protein kinase, MAPK kinase/MEK, which in turn activates MAPK. The kinases of these signaling cascades are highly conserved, and homologs exist in yeast, Drosophila, and mammalian cells. MAPKKK5 contains 1,374 amino acids with all 11 kinase subdomains. Northern blot analysis shows that MAPKKK5 transcript is abundantly expressed in human heart and pancreas. The MAPKKK5 protein phosphorylates and activates MKK4 (aliases SERK1, MAPKK4) in vitro, and activates c-Jun N-terminal kinase (JNK)/stress-activated protein kinase (SAPK) during transient expression in COS and 293 cells; MAPKKK5 does not activate MAPK/ERK. [provided by RefSeq]

Other MAP/ERK kinase kinase 5,MAPK/ERK kinase kinase

Designations: 5,OTTHUMP00000017275,apoptosis signal regulating kinase

Interactome



Gene Pathway

[Amyotrophic lateral sclerosis \(ALS\) MAPK signaling pathway](#)
[Neurotrophin signaling pathway](#)

Related Disease

[Asthma](#) [Cardiovascular Diseases](#) [Diabetes Mellitus, Type 2](#) [Edema](#)
[Genetic Predisposition to Disease](#) [Hypersensitivity, Immediate](#) [Inflammation](#)
[Insulin Resistance](#) [Lymphoma, Non-Hodgkin](#) [Tobacco Use Disorder](#)

[服務條款](#) | [隱私權政策](#) | [著作及商標](#) | [網站地圖](#)

©2016 亞諾法生技股份有限公司 Abnova Corporation. 版權所有.