



SZABO SCANDIC

Part of Europa Biosite

Produktinformation



Forschungsprodukte & Biochemikalien



Zellkultur & Verbrauchsmaterial



Diagnostik & molekulare Diagnostik



Laborgeräte & Service

Weitere Information auf den folgenden Seiten!
See the following pages for more information!



Lieferung & Zahlungsart

siehe unsere [Liefer- und Versandbedingungen](#)

Zuschläge

- Mindermengenzuschlag
- Trockeneiszuschlag
- Gefahrgutzuschlag
- Expressversand

SZABO-SCANDIC HandelsgmbH

Quellenstraße 110, A-1100 Wien

T. +43(0)1 489 3961-0

F. +43(0)1 489 3961-7

mail@szabo-scandic.com

www.szabo-scandic.com

[linkedin.com/company/szaboscandic](https://www.linkedin.com/company/szaboscandic) 

MEN1 polyclonal antibody (A01)

Catalog # : H00004221-A01

規格 : [50 uL]

[List All](#)

Specification

Product Description:	Mouse polyclonal antibody raised against a partial recombinant MEN1.
Immunogen:	MEN1 (NP_000235, 506 a.a. ~ 615 a.a) partial recombinant protein with GST tag.
Sequence:	DKGLGTGQGAVSGPPRPPGTVAGTARGPEGGSTAQVPAPAASPPPE GPVLTFFQSEKMKGMKELLVATKINSSAIKLQLTAQSQVQMKKQKVSTPS DYTLSFLKRQRKGL
Host:	Mouse
Reactivity:	Human

Quality Control Testing: Antibody Reactive Against Recombinant Protein.



Western Blot detection against Immunogen (38.21 kDa) .

Storage Buffer: 50 % glycerol

Storage Instruction: Store at -20°C or lower. Aliquot to avoid repeated freezing and thawing.

MSDS: [Download](#)

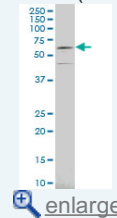
Datasheet: [Download](#)

Applications

Western Blot (Cell lysate)

Application Image


Western Blot (Cell lysate)




[enlarge](#)

Western Blot (Recombinant protein)


ELISA



MEN1 polyclonal antibody (A01), Lot # 051003JC01 Western Blot analysis of MEN1 expression in Jurkat (Cat # L017V1).

 [Protocol Download](#)

Western Blot (Recombinant protein)

 [Protocol Download](#)

ELISA

Gene Information

Entrez GeneID: [4221](#)

GeneBank [NM_000244](#)

Accession#:

Protein [NP_000235](#)

Accession#:

Gene Name: MEN1

Gene Alias: MEAI,SCG2

Gene multiple endocrine neoplasia I

Description:

Omim ID: [131100](#), [145000](#)

Gene Ontology: [Hyperlink](#)

Gene Summary: This gene encodes menin, a putative tumor suppressor associated with a syndrome known as multiple endocrine neoplasia type 1. In vitro studies have shown menin is localized to the nucleus, possesses two functional nuclear localization signals, and inhibits transcriptional activation by JunD, however, the function of this protein is not known. Two messages have been detected on northern blots but the larger message has not been characterized. Alternative splicing results in multiple transcript variants. [provided by RefSeq]

Other OTTHUMP00000042868,OTTHUMP00000070176,OTTHUMP00000070

Designations: 180,OTTHUMP00000070184,endocrine adenomatosis, multiple,menin

Related Disease

[Adenocarcinoma](#) [Adenoma](#) [Adrenal Gland Neoplasms](#) [Cardiovascular Diseases](#) [Diabetes Mellitus, Type 2](#) [Disease Susceptibility](#) [Edema](#) [Esophageal Neoplasms](#) [Genetic Predisposition to Disease](#) [Hyperinsulinism](#) [Hyperparathyroidism](#) [Hyperparathyroidism, Primary](#) [Hypoglycemia](#) [Insulinoma](#) [Multiple endocrine neoplasia](#) [Multiple Endocrine Neoplasia Type 1](#) [Neuroendocrine Tumors](#) [Pancreatic cancer](#) [Pancreatic Neoplasms](#)

... see more

