



# SZABO SCANDIC

Part of Europa Biosite

## Produktinformation



Forschungsprodukte & Biochemikalien



Zellkultur & Verbrauchsmaterial



Diagnostik & molekulare Diagnostik



Laborgeräte & Service

Weitere Information auf den folgenden Seiten!  
See the following pages for more information!



### Lieferung & Zahlungsart

siehe unsere [Liefer- und Versandbedingungen](#)

### Zuschläge

- Mindermengenzuschlag
- Trockeneiszuschlag
- Gefahrgutzuschlag
- Expressversand

### SZABO-SCANDIC HandelsgmbH

Quellenstraße 110, A-1100 Wien

T. +43(0)1 489 3961-0

F. +43(0)1 489 3961-7

[mail@szabo-scandic.com](mailto:mail@szabo-scandic.com)

[www.szabo-scandic.com](http://www.szabo-scandic.com)

[linkedin.com/company/szaboscandic](https://www.linkedin.com/company/szaboscandic) 



## MEOX1 purified MaxPab mouse polyclonal antibody (B01P) MaxPab®

Catalog # : H00004222-B01P

規格 : [ 50 ug ]

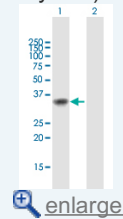
[List All](#)


### Specification

<b>Product Description:</b>	Mouse polyclonal antibody raised against a full-length human MEOX1 protein.
<b>Immunogen:</b>	MEOX1 (NP_004518.1, 1 a.a. ~ 254 a.a) full-length human protein.
<b>Sequence:</b>	MDPAASSCMRSLQPPAPVWGCLRNPHEGNGASGLPHYPTPFQSFHQ KPDFLATATAAYPDFSASCLAATPHSLPQEEHIFTEQHPAFQSPNWHFP VSDARRRPNSGPAGGSKEMGTSSLGLVDTTGGPGDDYGVLGSTANET EKKSSRRRKESDNQENRGKPEGSSKARKERTAF TKEQLRELEAEFAH HNYLTRLRRYIEIAVNLDLSEKQVQVWFQNRMRKWKRVKGGQPISPNGQ DPEDGDSTASPSSE
<b>Host:</b>	Mouse
<b>Reactivity:</b>	Human
<b>Quality Control Testing:</b>	Antibody reactive against mammalian transfected lysate.
<b>Storage Buffer:</b>	In 1x PBS, pH 7.4
<b>Storage Instruction:</b>	Store at -20°C or lower. Aliquot to avoid repeated freezing and thawing.
<b>MSDS:</b>	 <a href="#">Download</a>
<b>Datasheet:</b>	 <a href="#">Download</a>

### Application Image

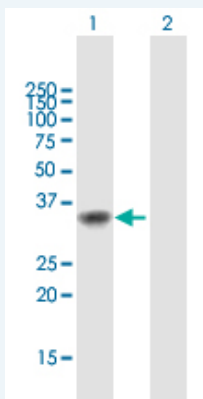
Western Blot (Transfected lysate)



 [enlarge](#)

### Applications

#### Western Blot (Transfected lysate)



Western Blot analysis of MEOX1 expression in transfected 293T cell line ([H00004222-T01](#)) by MEOX1 MaxPab polyclonal antibody.

Lane 1: MEOX1 transfected lysate(27.94 KDa).  
Lane 2: Non-transfected lysate.

 [Protocol Download](#)

### Gene Information

Entrez GeneID: [4222](#)

GeneBank  
Accession#: [NM\\_004527.3](#)

Protein  
Accession#: [NP\\_004518.1](#)

Gene Name: MEOX1

Gene Alias: MOX1

Gene  
Description: mesenchyme homeobox 1

Omim ID: [600147](#)

Gene Ontology: [Hyperlink](#)

**Gene Summary:** This gene encodes a member of a subfamily of non-clustered, diverged, antennapedia-like homeobox-containing genes. The encoded protein may play a role in the molecular signaling network regulating somite development. Alternatively spliced transcript variants encoding different isoforms have been described. [provided by RefSeq]

Other  
Designations: mesenchyme homeo box 1

[服務條款](#) | [隱私權政策](#) | [著作及商標](#) | [網站地圖](#)

©2016 亞諾法生技股份有限公司 Abnova Corporation. 版權所有.