



# SZABO SCANDIC

Part of Europa Biosite

## Produktinformation



Forschungsprodukte & Biochemikalien



Zellkultur & Verbrauchsmaterial



Diagnostik & molekulare Diagnostik



Laborgeräte & Service

Weitere Information auf den folgenden Seiten!  
See the following pages for more information!



### Lieferung & Zahlungsart

siehe unsere [Liefer- und Versandbedingungen](#)

### Zuschläge

- Mindermengenzuschlag
- Trockeneiszuschlag
- Gefahrgutzuschlag
- Expressversand

### SZABO-SCANDIC HandelsgmbH

Quellenstraße 110, A-1100 Wien

T. +43(0)1 489 3961-0

F. +43(0)1 489 3961-7

[mail@szabo-scandic.com](mailto:mail@szabo-scandic.com)

[www.szabo-scandic.com](http://www.szabo-scandic.com)

[linkedin.com/company/szaboscandic](https://www.linkedin.com/company/szaboscandic) 

## MEOX1 monoclonal antibody (M03), clone 2E12

Catalog # : H00004222-M03

規格 : [ 100 ug ]

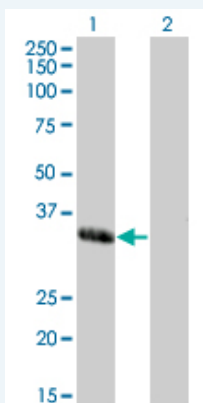
[List All](#)

### Specification

|                                 |  |
|---------------------------------|--|
| <b>Product Description:</b>     | Mouse monoclonal antibody raised against a partial recombinant MEOX1.  |
| <b>Immunogen:</b>               | MEOX1 (NP_004518.1, 165 a.a. ~ 252 a.a) partial recombinant protein with GST tag. MW of the GST tag alone is 26 KDa. |
| <b>Sequence:</b>                | PEGSSKARKERTAF TKEQLRELEAEFAHHNYLTRLRRYEIAVNLDL SERQVKVWFQNR RMKWKRVKGGQPISPNGQDPEDGDSTASPS                          |
| <b>Host:</b>                    | Mouse  |
| <b>Reactivity:</b>              | Human  |
| <b>Isotype:</b>                 | IgG2a Kappa  |
| <b>Quality Control Testing:</b> | Antibody Reactive Against Recombinant Protein.   |
| <b>Storage Buffer:</b>          | In 1x PBS, pH 7.4  |
| <b>Storage Instruction:</b>     | Store at -20°C or lower. Aliquot to avoid repeated freezing and thawing.   |
| <b>MSDS:</b>                    | <a href="#">Download</a>   |
| <b>Datasheet:</b>               | <a href="#">Download</a>   |

### Applications

#### Western Blot (Transfected lysate)



Western Blot analysis of MEOX1 expression in transfected 293T cell line by MEOX1 monoclonal antibody (M03), clone 2E12.

Lane 1: MEOX1 transfected lysate(28 KDa).

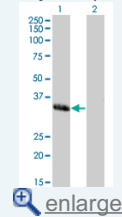
Lane 2: Non-transfected lysate.

[Protocol Download](#)

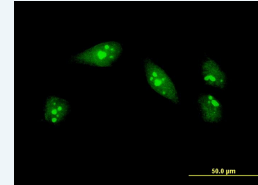
#### Immunofluorescence

### Application Image

#### Western Blot (Transfected lysate)

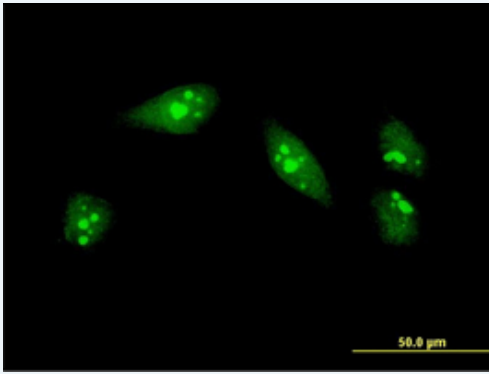


#### Immunofluorescence



[enlarge](#)

ELISA



[enlarge this image](#)

Immunofluorescence of monoclonal antibody to MEOX1 on HeLa cell . [antibody concentration 10 ug/ml]

[Protocol Download](#)

---

## ELISA

---

## Gene Information

---

**Entrez GeneID:** [4222](#)

**GeneBank  
Accession#:** [NM\\_004527](#)

**Protein  
Accession#:** [NP\\_004518.1](#)

**Gene Name:** MEOX1

**Gene Alias:** MOX1

**Gene  
Description:** mesenchyme homeobox 1

**Omim ID:** [600147](#)

**Gene Ontology:** [Hyperlink](#)

**Gene Summary:** This gene encodes a member of a subfamily of non-clustered, diverged, antennapedia-like homeobox-containing genes. The encoded protein may play a role in the molecular signaling network regulating somite development. Alternatively spliced transcript variants encoding different isoforms have been described. [provided by RefSeq]

**Other  
Designations:** mesenchyme homeo box 1

---

---

[服務條款](#) | [隱私權政策](#) | [著作及商標](#) | [網站地圖](#)

©2016 亞諾法生技股份有限公司 Abnova Corporation. 版權所有.