



SZABO SCANDIC

Part of Europa Biosite

Produktinformation



Forschungsprodukte & Biochemikalien



Zellkultur & Verbrauchsmaterial



Diagnostik & molekulare Diagnostik



Laborgeräte & Service

Weitere Information auf den folgenden Seiten!
See the following pages for more information!



Lieferung & Zahlungsart

siehe unsere [Liefer- und Versandbedingungen](#)

Zuschläge

- Mindermengenzuschlag
- Trockeneiszuschlag
- Gefahrgutzuschlag
- Expressversand

SZABO-SCANDIC HandelsgmbH

Quellenstraße 110, A-1100 Wien

T. +43(0)1 489 3961-0

F. +43(0)1 489 3961-7

mail@szabo-scandic.com

www.szabo-scandic.com

[linkedin.com/company/szaboscandic](https://www.linkedin.com/company/szaboscandic) 

MEOX1 monoclonal antibody (M23), clone 1F3

Catalog # : H00004222-M23

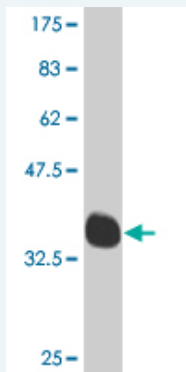
規格 : [100 ug]

[List All](#)

Specification

Product Description:	Mouse monoclonal antibody raised against a full length recombinant MEOX1.
Immunogen:	MEOX1 (NP_004518, 82 a.a. ~ 170 a.a) full length recombinant protein with GST tag. MW of the GST tag alone is 26 KDa.
Sequence:	TEQHPAFPQSPNWHFPVSDARRRRPNSGPAGGSKEMGTSSLGLVDTTG GPGDDYGVLGSTANETEKKSRRRRKESSDNQENRGKPEGSSK*
Host:	Mouse
Reactivity:	Human
Isotype:	IgG2a Kappa

Quality Control Testing: Antibody Reactive Against Recombinant Protein.



Western Blot detection against Immunogen (35.79 KDa) .

Storage Buffer: In 1x PBS, pH 7.4

Storage Instruction: Store at -20°C or lower. Aliquot to avoid repeated freezing and thawing.

MSDS: [Download](#)


Datasheet: [Download](#)

Applications

Western Blot (Cell lysate)

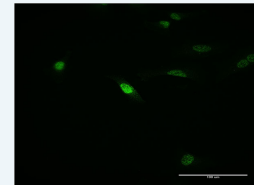
Application Image

Western Blot (Cell lysate)

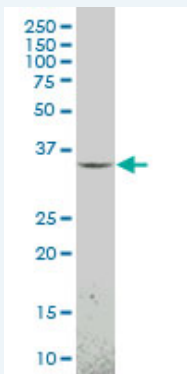


Western Blot (Recombinant protein)

Immunofluorescence



ELISA



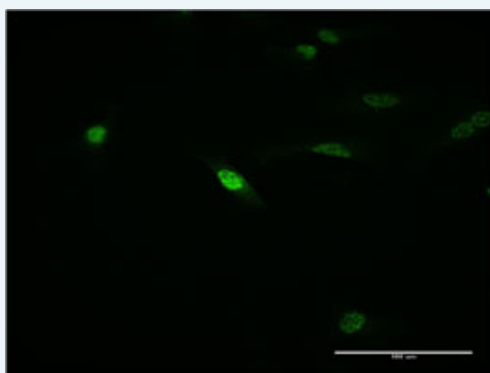
MEOX1 monoclonal antibody (M23), clone 1F3 Western Blot analysis of MEOX1 expression in Y-79 (Cat # L042V1).

[Protocol Download](#)

Western Blot (Recombinant protein)

[Protocol Download](#)

Immunofluorescence



[enlarge this image](#)

Immunofluorescence of monoclonal antibody to MEOX1 on HeLa cell . [antibody concentration 10 ug/ml]

[Protocol Download](#)

ELISA

Gene Information

Entrez GeneID: [4222](#)

GeneBank [NM_004527](#)
Accession#:

Protein [NP_004518](#)
Accession#:

Gene Name: MEOX1

Gene Alias: MOX1

Gene Description: mesenchyme homeobox 1

Omim ID: [600147](#)

Gene Ontology: [Hyperlink](#)

Gene Summary: This gene encodes a member of a subfamily of non-clustered, diverged, antennapedia-like homeobox-containing genes. The encoded protein may play a role in the molecular signaling network regulating somite development. Alternatively spliced transcript variants encoding different isoforms have been described. [provided by RefSeq]

Other mesenchyme homeo box 1
Designations:

[服務條款](#) | [隱私權政策](#) | [著作及商標](#) | [網站地圖](#)

©2016 亞諾法生技股份有限公司 Abnova Corporation. 版權所有.