



SZABO SCANDIC

Part of Europa Biosite

Produktinformation



Forschungsprodukte & Biochemikalien



Zellkultur & Verbrauchsmaterial



Diagnostik & molekulare Diagnostik



Laborgeräte & Service

Weitere Information auf den folgenden Seiten!
See the following pages for more information!



Lieferung & Zahlungsart

siehe unsere [Liefer- und Versandbedingungen](#)

Zuschläge

- Mindermengenzuschlag
- Trockeneiszuschlag
- Gefahrgutzuschlag
- Expressversand

SZABO-SCANDIC HandelsgmbH

Quellenstraße 110, A-1100 Wien

T. +43(0)1 489 3961-0

F. +43(0)1 489 3961-7

mail@szabo-scandic.com

www.szabo-scandic.com

[linkedin.com/company/szaboscandic](https://www.linkedin.com/company/szaboscandic) 



MEOX2 purified MaxPab rabbit polyclonal antibody (D01P) MaxPab®

Catalog # : H00004223-D01P

規格 : [100 ug]

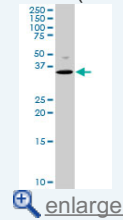
[List All](#)

Specification

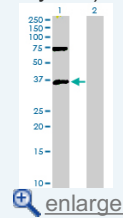
Product Description:	Rabbit polyclonal antibody raised against a full-length human MEOX2 protein.
Immunogen:	MEOX2 (AAH17021.1, 1 a.a. ~ 303 a.a) full-length human protein.
Sequence:	MEHPLFGCLRSPHATAQGLHPFSQSSLALHGRSDHMSYPELSTSSSSCII AGYPNEEGMFASQHHRGHHHHHHHHHHHHHHHQQQHQALQTNWHLPMQMS SPPSAARHSLCLQPDSSGGPPELGSSPPVLCNSSSLSSTPTGAACAP GDYGRQALSPAEEKRSGGKRSDDSSDQEGNYKSEVNSKPRKERTAF TKEQIRELEAEFAHHNYLTRLRRYEIAVNLDLTERQVKVWFQNRMRKWK RVKGGQQGAAAREKELVNVKKGTLPLSELSGIGAATLQQTGDSIANEDS HSDHSSEHAHL
Host:	Rabbit
Reactivity:	Human, Rat
Quality Control Testing:	Antibody reactive against mammalian transfected lysate.
Storage Buffer:	In 1x PBS, pH 7.4
Storage Instruction:	Store at -20°C or lower. Aliquot to avoid repeated freezing and thawing.
MSDS:	 Download
Datasheet:	 Download

Application Image

Western Blot (Cell lysate)

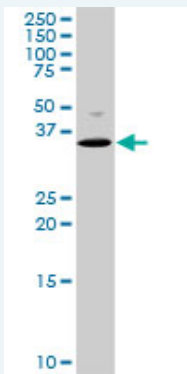


Western Blot (Transfected lysate)



Applications

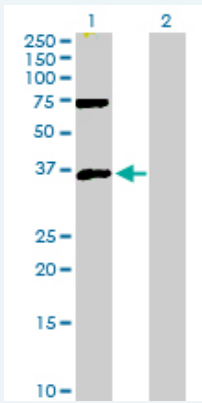
Western Blot (Cell lysate)



MEOX2 MaxPab rabbit polyclonal antibody. Western Blot analysis of MEOX2 expression in PC-12.

 [Protocol Download](#)

Western Blot (Transfected lysate)



Western Blot analysis of MEOX2 expression in transfected 293T cell line ([H00004223-T01](#)) by MEOX2 MaxPab polyclonal antibody.

Lane 1: MEOX2 transfected lysate(33.50 KDa).
Lane 2: Non-transfected lysate.

 [Protocol Download](#)

Gene Information

Entrez GeneID: [4223](#)

GeneBank Accession#: [BC017021.1](#)

Protein Accession#: [AAH17021.1](#)

Gene Name: MEOX2

Gene Alias: GAX,MOX2

Gene Description: mesenchyme homeobox 2

Omim ID: [600535](#)

Gene Ontology: [Hyperlink](#)

Gene Summary: This gene encodes a member of a subfamily of non-clustered, diverged, antennapedia-like homeobox-containing genes. The encoded protein may play a role in the regulation of vertebrate limb myogenesis. Mutations in the related mouse protein may be associated with craniofacial and/or skeletal abnormalities, in addition to neurovascular dysfunction observed in Alzheimer's disease. [provided by RefSeq]

Other Designations: growth arrest-specific homeo box,mesenchyme homeo box 2 (growth arrest-specific homeo box)

Related Disease

[Tobacco Use Disorder](#)