



SZABO SCANDIC

Part of Europa Biosite

Produktinformation



Forschungsprodukte & Biochemikalien



Zellkultur & Verbrauchsmaterial



Diagnostik & molekulare Diagnostik



Laborgeräte & Service

Weitere Information auf den folgenden Seiten!
See the following pages for more information!



Lieferung & Zahlungsart

siehe unsere [Liefer- und Versandbedingungen](#)

Zuschläge

- Mindermengenzuschlag
- Trockeneiszuschlag
- Gefahrgutzuschlag
- Expressversand

SZABO-SCANDIC HandelsgmbH

Quellenstraße 110, A-1100 Wien

T. +43(0)1 489 3961-0

F. +43(0)1 489 3961-7

mail@szabo-scandic.com

www.szabo-scandic.com

[linkedin.com/company/szaboscandic](https://www.linkedin.com/company/szaboscandic) 

MEOX2 monoclonal antibody (M10), clone 4E10

Catalog # : H00004223-M10

規格 : [100 ug]

[List All](#)

Specification

Product Description: Mouse monoclonal antibody raised against a full length recombinant MEOX2.

Immunogen: MEOX2 (AAH17021, 1 a.a. ~ 303 a.a) full-length recombinant protein with GST tag. MW of the GST tag alone is 26 KDa.

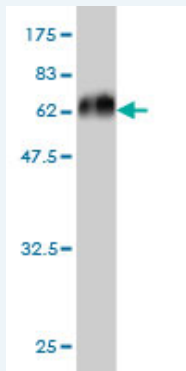
Sequence: MEHPLFGCLRSPHATAQGLHPFSQSSLALHGRSDHMSYPELSTSSSSCII
AGYPNEEGMFASQHHRGHHHHHHHHHHHHHHHQQQQHQALQTNWHLQPMS
SPPSAARHSLCLQPDSGGPPELGSSPPVLCNSSSLGSSSTPTGAACAP
GDYGRQALSPAEEAKRSGGKRKSDSSDSQEGNYKSEVNSKPRKERTAF
TKEQIRELEAEFAHHNYLTRRRYEIAVNLDLTERQVKVWFQNRMRKWK
RVKGGQQGAAAREKELVNVKKGTLTPSELGIGAATLQQTGDSIANEDS
HDSHSEHAHL

Host: Mouse

Reactivity: Human

Isotype: IgG1 Kappa

Quality Control Testing: Antibody Reactive Against Recombinant Protein.



Western Blot detection against Immunogen (59.07 KDa) .

Storage Buffer: In 1x PBS, pH 7.4

Storage Instruction: Store at -20°C or lower. Aliquot to avoid repeated freezing and thawing.

MSDS: [Download](#)

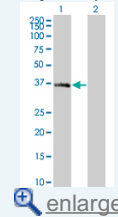
Datasheet: [Download](#)

Applications

Western Blot (Transfected lysate)

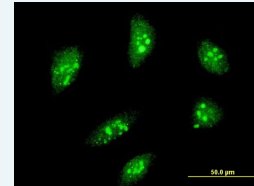
Application Image

Western Blot (Transfected lysate)

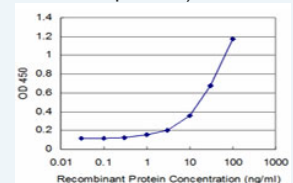


Western Blot (Recombinant protein)

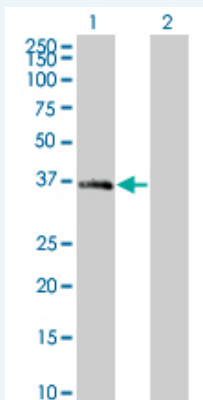
Immunofluorescence



Sandwich ELISA (Recombinant protein)



ELISA



Western Blot analysis of MEOX2 expression in transfected 293T cell line by MEOX2 monoclonal antibody (M10), clone 4E10.

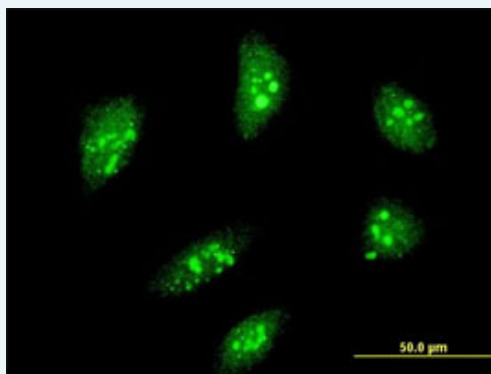
Lane 1: MEOX2 transfected lysate(34.845 KDa).
Lane 2: Non-transfected lysate.

[Protocol Download](#)

Western Blot (Recombinant protein)

[Protocol Download](#)

Immunofluorescence

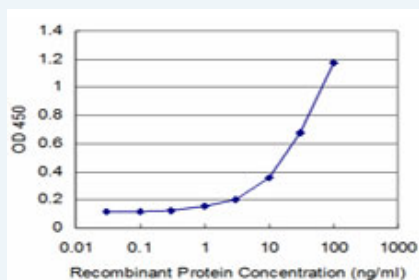


[enlarge this image](#)

Immunofluorescence of monoclonal antibody to MEOX2 on HeLa cell . [antibody concentration 10 ug/ml]

[Protocol Download](#)

Sandwich ELISA (Recombinant protein)



Detection limit for recombinant GST tagged MEOX2 is approximately 1ng/ml as a capture antibody.

[Protocol Download](#)

ELISA

Gene Information

Entrez GeneID: [4223](#)

GeneBank [BC017021](#)
Accession#:

Protein [AAH17021](#)
Accession#:

Gene Name: MEOX2

Gene Alias: GAX,MOX2

Gene Description: mesenchyme homeobox 2

Omim ID: [600535](#)

Gene Ontology: [Hyperlink](#)

Gene Summary: This gene encodes a member of a subfamily of non-clustered, diverged, antennapedia-like homeobox-containing genes. The encoded protein may play a role in the regulation of vertebrate limb myogenesis. Mutations in the related mouse protein may be associated with craniofacial and/or skeletal abnormalities, in addition to neurovascular dysfunction observed in Alzheimer's disease. [provided by RefSeq]

Other Designations: growth arrest-specific homeo box,mesenchyme homeo box 2 (growth arrest-specific homeo box)

Related Disease

[Tobacco Use Disorder](#)

[服務條款](#) | [隱私權政策](#) | [著作及商標](#) | [網站地圖](#)

©2016 亞諾法生技股份有限公司 Abnova Corporation. 版權所有.