



# SZABO SCANDIC

Part of Europa Biosite

## Produktinformation



Forschungsprodukte & Biochemikalien



Zellkultur & Verbrauchsmaterial



Diagnostik & molekulare Diagnostik



Laborgeräte & Service

Weitere Information auf den folgenden Seiten!  
See the following pages for more information!



### Lieferung & Zahlungsart

siehe unsere [Liefer- und Versandbedingungen](#)

### Zuschläge

- Mindermengenzuschlag
- Trockeneiszuschlag
- Gefahrgutzuschlag
- Expressversand

### SZABO-SCANDIC HandelsgmbH

Quellenstraße 110, A-1100 Wien

T. +43(0)1 489 3961-0

F. +43(0)1 489 3961-7

[mail@szabo-scandic.com](mailto:mail@szabo-scandic.com)

[www.szabo-scandic.com](http://www.szabo-scandic.com)

[linkedin.com/company/szaboscandic](https://www.linkedin.com/company/szaboscandic) 



# MFAP2 purified MaxPab mouse polyclonal antibody (B01P) MaxPab®

Catalog # : H00004237-B01P

規格 : [ 50 ug ]

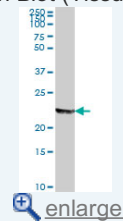
[List All](#)

## Specification

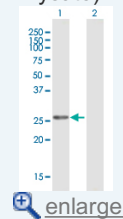
<b>Product Description:</b>	Mouse polyclonal antibody raised against a full-length human MFAP2 protein.
<b>Immunogen:</b>	MFAP2 (NP_002394.1, 1 a.a. ~ 183 a.a) full-length human protein.
<b>Sequence:</b>	MRAAYLFLLFLPAGLLAQQGYDLDPFPDPHVQYTHYSDQIDNPDYD YQEVTPRPSEEQFQFSQQVQQEVIPAPTPEPGNAELEPTEPGPLDC REEQYPCTRLYSIHRPCKQCLNEVCFYSLRRVYVINKEICVRTVCAHEELL RADLCRDKF SKCGVMASGLCQSVASCARSCGSC
<b>Host:</b>	Mouse
<b>Reactivity:</b>	Human
<b>Quality Control Testing:</b>	Antibody reactive against mammalian transfected lysate.
<b>Storage Buffer:</b>	In 1x PBS, pH 7.4
<b>Storage Instruction:</b>	Store at -20°C or lower. Aliquot to avoid repeated freezing and thawing.
<b>MSDS:</b>	 <a href="#">Download</a>
<b>Datasheet:</b>	 <a href="#">Download</a>

## Application Image

Western Blot (Tissue lysate)

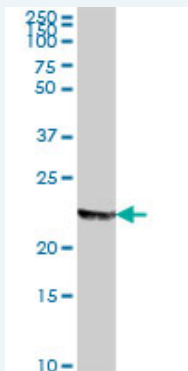


Western Blot (Transfected lysate)



## Applications

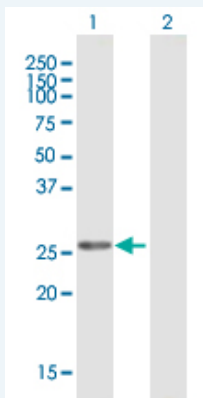
### Western Blot (Tissue lysate)



MFAP2 MaxPab polyclonal antibody. Western Blot analysis of MFAP2 expression in human kidney.


 [Protocol Download](#)

### Western Blot (Transfected lysate)



Western Blot analysis of MFAP2 expression in transfected 293T cell line ([H00004237-T01](#)) by MFAP2 MaxPab polyclonal antibody.

Lane 1: MFAP2 transfected lysate(20.13 KDa).  
Lane 2: Non-transfected lysate.

 [Protocol Download](#)

## Gene Information

Entrez GeneID: [4237](#)

GeneBank Accession#: [NM\\_002403](#)

Protein Accession#: [NP\\_002394.1](#)

Gene Name: MFAP2

Gene Alias: MAGP, MAGP-1, MAGP1

Gene Description: microfibrillar-associated protein 2

Omim ID: [156790](#)

Gene Ontology: [Hyperlink](#)

**Gene Summary:** Microfibrillar-associated protein 2 is a major antigen of elastin-associated microfibrils and a candidate for involvement in the etiology of inherited connective tissue diseases. Four transcript variants encoding two different isoforms have been found for this gene. [provided by RefSeq]

Other Designations: OTTHUMP00000002397

## Related Disease

[Exfoliation Syndrome](#) [Glaucoma](#) [Glaucoma, Open-Angle](#)