



SZABO SCANDIC

Part of Europa Biosite

Produktinformation



Forschungsprodukte & Biochemikalien



Zellkultur & Verbrauchsmaterial



Diagnostik & molekulare Diagnostik



Laborgeräte & Service

Weitere Information auf den folgenden Seiten!
See the following pages for more information!



Lieferung & Zahlungsart

siehe unsere [Liefer- und Versandbedingungen](#)

Zuschläge

- Mindermengenzuschlag
- Trockeneiszuschlag
- Gefahrgutzuschlag
- Expressversand

SZABO-SCANDIC HandelsgmbH

Quellenstraße 110, A-1100 Wien

T. +43(0)1 489 3961-0

F. +43(0)1 489 3961-7

mail@szabo-scandic.com

www.szabo-scandic.com

[linkedin.com/company/szaboscandic](https://www.linkedin.com/company/szaboscandic) 

MFGE8 purified MaxPab mouse polyclonal antibody (B01P) MaxPab®

Catalog # : H00004240-B01P

規格 : [50 ug]

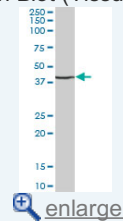
[List All](#)

Specification

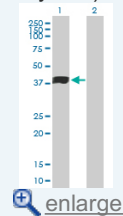
Product Description:	Mouse polyclonal antibody raised against a full-length human MFGE8 protein.
Immunogen:	MFGE8 (NP_005919.1, 1 a.a. ~ 387 a.a) full-length human protein.
Sequence:	MPRPRLAALCGALLCAPSLLVALDICKSNPCHNGGLCEEISQEVKRGDVF PSYTCTCLKGYAGNHCETKCVPLGMENGNANSQIAASSVRVTFGLQ HWWPELARLNRAGMVNAWTPSSNDDNPWQVNLRRMWVTGVVTQGA SRLASHEYLKAFKVAYSLNGHEFDIHDVKNKKHKEFVGNWKNNAVHVNLF ETPVEAQYVRLYPTSCHTACTLRFELLGCELNGCANPLGLKNNSIPDKQI TASSSYKTWGLHLFSWNPSYARLDKQGNFNAWVAGSYGNDQWLQVDL GSSKEVTGIITQGARNFGSVQFVASYKVAYSNDSANWTEYQDPRTGSSK IFPGNWDNHSKKNLFFETPILARYVRILPVAWHNRIRLRLELLGC
Host:	Mouse
Reactivity:	Human
Quality Control Testing:	Antibody reactive against mammalian transfected lysate.
Storage Buffer:	In 1x PBS, pH 7.4
Storage Instruction:	Store at -20°C or lower. Aliquot to avoid repeated freezing and thawing.
MSDS:	Download
Datasheet:	Download

Application Image

Western Blot (Tissue lysate)

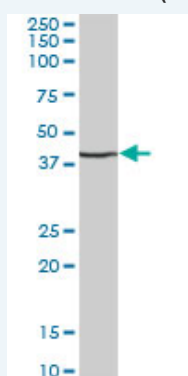


Western Blot (Transfected lysate)



Applications

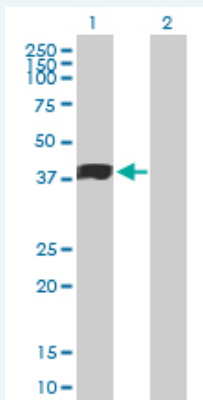
Western Blot (Tissue lysate)



MFGE8 MaxPab polyclonal antibody. Western Blot analysis of MFGE8 expression in human pancreas.

[Protocol Download](#)

Western Blot (Transfected lysate)



Western Blot analysis of MFGE8 expression in transfected 293T cell line ([H00004240-T01](#)) by MFGE8 MaxPab polyclonal antibody.

Lane 1: MFGE8 transfected lysate(42.57 KDa).

Lane 2: Non-transfected lysate.

 [Protocol Download](#)

Gene Information

Entrez GeneID: [4240](#)

GeneBank [NM_005928.1](#)

Accession#:

Protein [NP_005919.1](#)

Accession#:

Gene Name: MFGE8

Gene Alias: BA46,EDIL1,HsT19888,OAcGD3S,SED1,SPAG10,hP47

Gene milk fat globule-EGF factor 8 protein

Description:

Omim ID: [602281](#)

Gene Ontology: [Hyperlink](#)

Other O-acetyl disialoganglioside synthase,lactadherin,medin,sperm

Designations: associated antigen 10,sperm surface protein hP47

Related Disease

[Genetic Predisposition to Disease](#) [Lupus Erythematosus, Systemic](#)