



SZABO SCANDIC

Part of Europa Biosite

Produktinformation



Forschungsprodukte & Biochemikalien



Zellkultur & Verbrauchsmaterial



Diagnostik & molekulare Diagnostik



Laborgeräte & Service

Weitere Information auf den folgenden Seiten!
See the following pages for more information!



Lieferung & Zahlungsart

siehe unsere [Liefer- und Versandbedingungen](#)

Zuschläge

- Mindermengenzuschlag
- Trockeneiszuschlag
- Gefahrgutzuschlag
- Expressversand

SZABO-SCANDIC HandelsgmbH

Quellenstraße 110, A-1100 Wien

T. +43(0)1 489 3961-0

F. +43(0)1 489 3961-7

mail@szabo-scandic.com

www.szabo-scandic.com

[linkedin.com/company/szaboscandic](https://www.linkedin.com/company/szaboscandic) 

MFNG polyclonal antibody (A01)

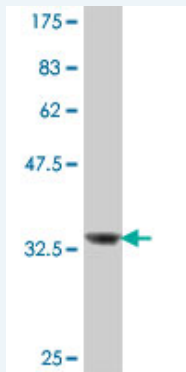
Catalog # : H00004242-A01

規格 : [50 uL]

[List All](#)

Specification

Product Description:	Mouse polyclonal antibody raised against a partial recombinant MFNG.
Immunogen:	MFNG (NP_002396, 214 a.a. ~ 291 a.a) partial recombinant protein with GST tag.
Sequence:	WASGSRFMDTSALIRLPDDCTMGYIECKLGGRLQPSPLFHSHLETQLL RTAQLPEQVTL SYGVFEGKLNVIKLQGP
Host:	Mouse
Reactivity:	Human
Quality Control Testing:	Antibody Reactive Against Recombinant Protein.



Western Blot detection against Immunogen (34.69 KDa) .

Storage Buffer: 50 % glycerol

Storage Instruction: Store at -20°C or lower. Aliquot to avoid repeated freezing and thawing.

MSDS: [Download](#)

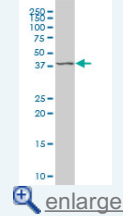
Datasheet: [Download](#)

Applications

Western Blot (Tissue lysate)

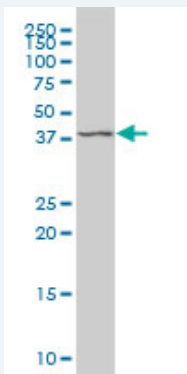
Application Image

Western Blot (Tissue lysate)




Western Blot (Recombinant protein)

ELISA



MFNG polyclonal antibody (A01), Lot # 051207JC01. Western Blot analysis of MFNG expression in human ovarian cancer.

 [Protocol Download](#)

Western Blot (Recombinant protein)

 [Protocol Download](#)

ELISA

Gene Information

Entrez GeneID: [4242](#)

GeneBank Accession#: [NM_002405](#)

Protein Accession#: [NP_002396](#)

Gene Name: MFNG

Gene Alias: -

Gene Description: MFNG O-fucosylpeptide 3-beta-N-acetylglucosaminyltransferase

Omim ID: [602577](#)

Gene Ontology: [Hyperlink](#)

Gene Summary: This gene is a member of the fringe gene family which also includes Radical and Lunatic fringe. They all encode evolutionarily conserved secreted proteins that act in the Notch receptor pathway to demarcate boundaries during embryonic development. While their genomic structure is distinct from other glycosyltransferases, fringe proteins have a fucose-specific beta1,3 N-acetylglucosaminyltransferase activity that leads to elongation of O-linked fucose residues on Notch, which alters Notch signaling. [provided by RefSeq]

Other Designations: O-fucosylpeptide 3-beta-N-acetylglucosaminyltransferase, OTTHUMP00000043697, OTTHUMP0000043698, OTTHUMP00000043700, beta-1,3-N-acetylglucosaminyltransferase manic fringe, manic fringe homolog

Gene Pathway

[Notch signaling pathway](#)

Related Disease

[Asthma](#) [Asthma](#)

