



SZABO SCANDIC

Part of Europa Biosite

Produktinformation



Forschungsprodukte & Biochemikalien



Zellkultur & Verbrauchsmaterial



Diagnostik & molekulare Diagnostik



Laborgeräte & Service

Weitere Information auf den folgenden Seiten!
See the following pages for more information!



Lieferung & Zahlungsart

siehe unsere [Liefer- und Versandbedingungen](#)

Zuschläge

- Mindermengenzuschlag
- Trockeneiszuschlag
- Gefahrgutzuschlag
- Expressversand

SZABO-SCANDIC HandelsgmbH

Quellenstraße 110, A-1100 Wien

T. +43(0)1 489 3961-0

F. +43(0)1 489 3961-7

mail@szabo-scandic.com

www.szabo-scandic.com



[linkedin.com/company/szaboscandic](https://www.linkedin.com/company/szaboscandic) 

KITLG monoclonal antibody (M04), clone 2A10

Catalog # : H00004254-M04

規格 : [100 ug]

List All

Specification	Application Image
Product Description: Mouse monoclonal antibody raised against a partial recombinant KITLG.	ELISA
Immunogen: KITLG (NP_003985, 26 a.a. ~ 245 a.a) partial recombinant protein with GST tag. MW of the GST tag alone is 26 KDa.	
Sequence: EGICRNRVTNNVKDVTKLVANLPKDYMITLKYPGMDVLP SHCWISEMVV QLSDSLTDLLDKFSNISEGLSNYSIIDKLVNIMDDLVECVKENS SKDLKKSF KSPEPRLFTPEEFFRIFNRSIDAFKDFVASETSDCVVSSTLSPEKGKAKN PPGDSSLHWAAMALPALFSLIIGFAFGALYWKKRQPSLTRA VENIQINEED NEISMLQEKEREFQEV	
Host: Mouse	
Reactivity: Human	
Isotype: IgG2a Kappa	
Quality Control Testing: Antibody Reactive Against Recombinant Protein.	
Storage Buffer: In 1x PBS, pH 7.4	
Storage Instruction: Store at -20°C or lower. Aliquot to avoid repeated freezing and thawing.	
MSDS:  Download	
Datasheet:  Download	
Applications	
ELISA	
Gene Information	
Entrez GeneID: 4254	
GeneBank Accession#: NM_003994	
Protein Accession#: NP_003985	
Gene Name: KITLG	
Gene Alias: DKFZp686F2250, KL-1, Kitl, MGF, SCF, SF, SHEP7	
Gene Description: KIT ligand	

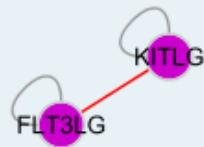
Omim ID: [184745](#)

Gene Ontology: [Hyperlink](#)

Gene Summary: This gene encodes the ligand of the tyrosine-kinase receptor encoded by the KIT locus. This ligand is a pleiotropic factor that acts in utero in germ cell and neural cell development, and hematopoiesis, all believed to reflect a role in cell migration. In adults, it functions pleiotropically, while mostly noted for its continued requirement in hematopoiesis. Two transcript variants encoding different isoforms have been found for this gene. [provided by RefSeq]

Other Designations: mast cell growth factor, steel factor, stem cell factor

Interactome



Gene Pathway

[Cytokine-cytokine receptor interaction](#) [Hematopoietic cell lineage](#) [Melanogenesis](#)
[Pathways in cancer](#)

Related Disease

[Asthma](#) [Asthma](#) [Breast cancer](#) [Breast Neoplasms](#) [Cardiovascular Diseases](#)
[Diabetes Mellitus, Type 2](#) [Edema](#) [Genetic Predisposition to Disease](#) [Infertility, Male](#)
[Neoplasms, Germ Cell and Embryonal](#) [Testicular Neoplasms](#) [Vitiligo](#)

[服務條款](#) | [隱私權政策](#) | [著作及商標](#) | [網站地圖](#)

©2016 亞諾法生技股份有限公司 Abnova Corporation. 版權所有.