



# SZABO SCANDIC

Part of Europa Biosite

## Produktinformation



Forschungsprodukte & Biochemikalien



Zellkultur & Verbrauchsmaterial



Diagnostik & molekulare Diagnostik



Laborgeräte & Service

Weitere Information auf den folgenden Seiten!  
See the following pages for more information!



### Lieferung & Zahlungsart

siehe unsere [Liefer- und Versandbedingungen](#)

### Zuschläge

- Mindermengenzuschlag
- Trockeneiszuschlag
- Gefahrgutzuschlag
- Expressversand

### SZABO-SCANDIC HandelsgmbH

Quellenstraße 110, A-1100 Wien

T. +43(0)1 489 3961-0

F. +43(0)1 489 3961-7

[mail@szabo-scandic.com](mailto:mail@szabo-scandic.com)

[www.szabo-scandic.com](http://www.szabo-scandic.com)

[linkedin.com/company/szaboscandic](https://www.linkedin.com/company/szaboscandic) 

## MUC1 monoclonal antibody (M03), clone 1B7

Catalog # : H00004582-M03

規格 : [ 100 ug ]

[List All](#)

### Specification

**Product Description:** Mouse monoclonal antibody raised against a partial recombinant MUC1.

**Immunogen:** MUC1 (NP\_877418.1, 315 a.a. ~ 420 a.a) partial recombinant protein with GST tag. MW of the GST tag alone is 26 KDa.

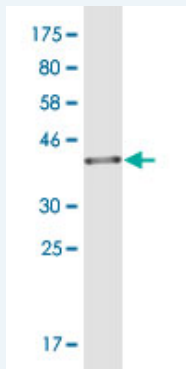
**Sequence:** NSSLEDPSTDYYQELQRDISEMFLQIYKQGGFLGLSNIKFRPGSVVWQLT LAFREGTINVHDMETQFNQYKTEAASRYNLTISDVSVDVPPFSAQSGA GVPGWG

**Host:** Mouse

**Reactivity:** Human

**Isotype:** IgG2a Kappa

**Quality Control Testing:** Antibody Reactive Against Recombinant Protein.



Western Blot detection against Immunogen (37.4 KDa) .

**Storage Buffer:** In 1x PBS, pH 7.4

**Storage Instruction:** Store at -20°C or lower. Aliquot to avoid repeated freezing and thawing.

**MSDS:** [Download](#)

**Datasheet:** [Download](#)

### Applications

**Western Blot (Recombinant protein)**

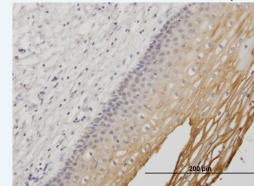
[Protocol Download](#)

**Immunohistochemistry (Formalin/PFA-fixed paraffin-embedded sections)**

### Application Image

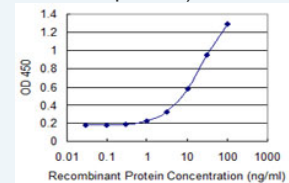
Western Blot (Recombinant protein)

Immunohistochemistry (Formalin/PFA-fixed paraffin-embedded sections)



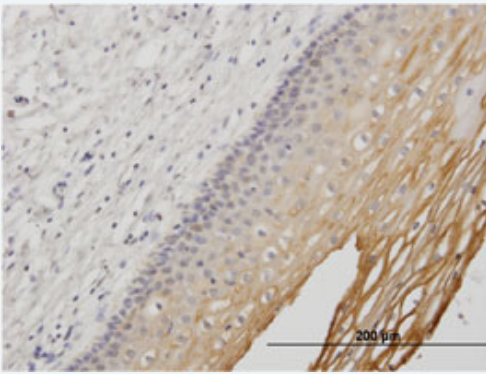
[enlarge](#)

Sandwich ELISA (Recombinant protein)



[enlarge](#)

ELISA

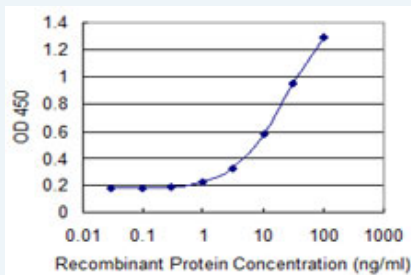


[enlarge this image](#)

Immunoperoxidase of monoclonal antibody to MUC1 on formalin-fixed paraffin-embedded human uterine cervix. [antibody concentration 3 ug/ml]

[Protocol Download](#)

### Sandwich ELISA (Recombinant protein)



Detection limit for recombinant GST tagged MUC1 is 0.3 ng/ml as a capture antibody.

[Protocol Download](#)

### ELISA

### Gene Information

Entrez GeneID: [4582](#)

GeneBank [NM\\_182741.1](#)  
Accession#:

Protein [NP\\_877418.1](#)  
Accession#:

Gene Name: MUC1

Gene Alias: CD227,EMA,H23AG,MAM6,PEM,PEMT,PUM

Gene Description: mucin 1, cell surface associated

Omim ID: [158340](#)

Gene Ontology: [Hyperlink](#)

**Gene Summary:** This gene is a member of the mucin family and encodes a membrane bound, glycosylated phosphoprotein. The protein is anchored to the apical surface of many epithelia by a transmembrane domain, with the degree of glycosylation varying with cell type. It also includes a 20 aa variable number tandem repeat (VNTR) domain, with the number of repeats varying from 20 to 120 in different individuals. The protein serves a protective function by binding to pathogens and also functions in a cell signaling capacity. Overexpression, aberrant intracellular localization, and changes in glycosylation of this protein have been associated with carcinomas. Multiple alternatively spliced transcript variants that encode different isoforms of this gene have been reported, but the full-length nature of only some has been determined. [provided by RefSeq]

**Other** DF3 antigen,H23 antigen,MUC-1/SEC,MUC-1/X,MUC1/ZD,OTTHUMP00000033787,OTTHUMP00000033790,OTTHUMP00000033795,breast carcinoma-associated antigen  
**Designations:** DF3,episialin,mucin 1,mucin 1, transmembrane,peanut-reactive urinary mucin,polymorphic epithelial mucin,tumor as

#### **Related Disease**

[Adenocarcinoma](#) [Asthma](#) [Asthma](#) [Attention Deficit Disorder with Hyperactivity](#) [Autistic Disorder](#) [Breast cancer](#) [Breast Neoplasms](#) [Bronchiolitis, Viral](#) [Carcinoma](#) [Carcinoma, Squamous Cell](#) [Chronic Disease](#) [Disease Susceptibility](#) [Gastritis](#) [Gastritis, Atrophic](#) [Genetic Predisposition to Disease](#) [Helicobacter Infections](#) [Infant, Premature, Diseases](#) [Kidney Failure, Chronic](#) [Lung Diseases](#)

... see more

[服務條款](#) | [隱私權政策](#) | [著作及商標](#) | [網站地圖](#)

©2016 亞諾法生技股份有限公司 Abnova Corporation. 版權所有.