



SZABO SCANDIC

Part of Europa Biosite

Produktinformation



Forschungsprodukte & Biochemikalien



Zellkultur & Verbrauchsmaterial



Diagnostik & molekulare Diagnostik



Laborgeräte & Service

Weitere Information auf den folgenden Seiten!
See the following pages for more information!



Lieferung & Zahlungsart

siehe unsere [Liefer- und Versandbedingungen](#)

Zuschläge

- Mindermengenzuschlag
- Trockeneiszuschlag
- Gefahrgutzuschlag
- Expressversand

SZABO-SCANDIC HandelsgmbH

Quellenstraße 110, A-1100 Wien

T. +43(0)1 489 3961-0

F. +43(0)1 489 3961-7

mail@szabo-scandic.com

www.szabo-scandic.com

[linkedin.com/company/szaboscandic](https://www.linkedin.com/company/szaboscandic) 

MUC7 monoclonal antibody (M06), clone 7F2

Catalog # : H00004589-M06

規格 : [50 ug]

List All

Specification

Product Description: Mouse monoclonal antibody raised against a partial recombinant MUC7.

Immunogen: MUC7 (NP_689504, 36 a.a. ~ 135 a.a) partial recombinant protein with GST tag. MW of the GST tag alone is 26 KDa.

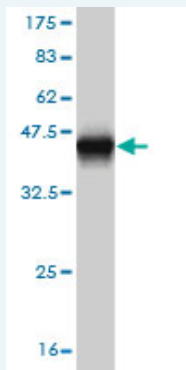
Sequence: HQSPKSHFELPHYPGLLAHQKPFIRKSYKCLHKRCRPKLPPSPNNPPKFP
NPHQPPKHPDKNSSVWNPTLVATTQIPSVTFPSASTKITTLPNVTFPLQN

Host: Mouse

Reactivity: Human

Isotype: IgG2a Kappa

Quality Control Testing: Antibody Reactive Against Recombinant Protein.



Western Blot detection against Immunogen (36.74 KDa) .

Storage Buffer: In 1x PBS, pH 7.4

Storage Instruction: Store at -20°C or lower. Aliquot to avoid repeated freezing and thawing.

MSDS: [Download](#)

Datasheet: [Download](#)

Publication Reference

1. [Aberrant mucin glycoprotein patterns of chronic rhinosinusitis patients with bacterial biofilms.](#)
Tan L, Psaltis A, Baker LM, McGuckin M, Rousseau K, Wormald P. American Journal of Rhinology & Allergy (2010) DOI: 10.2500/ajra.2010.24.3504

Applications

Western Blot (Recombinant protein)

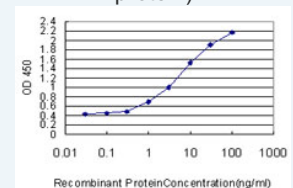
[Protocol Download](#)

Sandwich ELISA (Recombinant protein)

Application Image

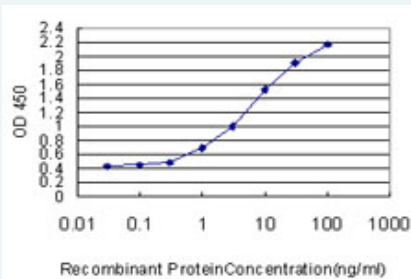
Western Blot (Recombinant protein)

Sandwich ELISA (Recombinant protein)



[enlarge](#)

ELISA



Detection limit for recombinant GST tagged MUC7 is approximately 0.03ng/ml as a capture antibody.

 [Protocol Download](#)

ELISA

Gene Information

Entrez GeneID: [4589](#)

GeneBank [NM_152291](#)

Accession#:

Protein [NP_689504](#)

Accession#:

Gene Name: MUC7

Gene Alias: DKFZp686J03256,FLJ27047,MG2,MGC34772

Gene Description: mucin 7, secreted

Omim ID: [158375](#), [600807](#)

Gene Ontology: [Hyperlink](#)

Gene Summary: This gene encodes a small salivary mucin, which is thought to play a role in facilitating the clearance of bacteria in the oral cavity and to aid in mastication, speech, and swallowing. The central domain of this glycoprotein contains tandem repeats, each composed of 23 amino acids. The most common allele contains 6 repeats, and some alleles may be associated with susceptibility to asthma. Alternatively spliced transcript variants with different 5' UTR, but encoding the same protein, have been found for this gene

Other Designations: mucin 7, salivary

Related Disease

[Asthma](#) [Asthma Birth Weight](#) [Bronchial Hyperreactivity](#) [Bronchiolitis, Viral](#) [Genetic Predisposition to Disease](#) [Glioblastoma](#) [Glioma](#) [Hypersensitivity, Immediate Infant, Premature, Diseases](#) [Leukemia](#) [Leukemia, Myeloid, Acute](#) [Meningeal Neoplasms](#) [Meningioma](#) [Respiration Disorders](#) [Respiratory Syncytial Virus Infections](#)