



# SZABO SCANDIC

Part of Europa Biosite

## Produktinformation



Forschungsprodukte & Biochemikalien



Zellkultur & Verbrauchsmaterial



Diagnostik & molekulare Diagnostik



Laborgeräte & Service

Weitere Information auf den folgenden Seiten!  
See the following pages for more information!



### Lieferung & Zahlungsart

siehe unsere [Liefer- und Versandbedingungen](#)

### Zuschläge

- Mindermengenzuschlag
- Trockeneiszuschlag
- Gefahrgutzuschlag
- Expressversand

### SZABO-SCANDIC HandelsgmbH

Quellenstraße 110, A-1100 Wien

T. +43(0)1 489 3961-0

F. +43(0)1 489 3961-7

[mail@szabo-scandic.com](mailto:mail@szabo-scandic.com)

[www.szabo-scandic.com](http://www.szabo-scandic.com)

[linkedin.com/company/szaboscandic](https://www.linkedin.com/company/szaboscandic) 

## TRIM37 monoclonal antibody (M01), clone 2D11

Catalog # : H00004591-M01

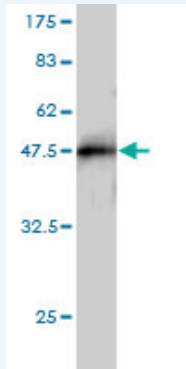
規格 : [ 100 ug ]

[List All](#)

### Specification

<b>Product Description:</b>	Mouse monoclonal antibody raised against a partial recombinant TRIM37.
<b>Immunogen:</b>	TRIM37 (NP_056109, 865 a.a. ~ 964 a.a) partial recombinant protein with GST tag. MW of the GST tag alone is 26 KDa.
<b>Sequence:</b>	GHLEGLQMTDLENNSETGELQPVLPEGASAAPEEGMSSDSIECDTENE EQEEHTSVGGFHDSFMVMTQPPDEDTHSSFPDGEQIGPEDLSFNFDEN SGR
<b>Host:</b>	Mouse
<b>Reactivity:</b>	Human
<b>Isotype:</b>	IgG2a Kappa

**Quality Control Testing:** Antibody Reactive Against Recombinant Protein.



Western Blot detection against Immunogen (36.74 KDa) .

**Storage Buffer:** In 1x PBS, pH 7.4

**Storage Instruction:** Store at -20°C or lower. Aliquot to avoid repeated freezing and thawing.

**MSDS:** [Download](#)

**Datasheet:** [Download](#)

### Applications

**Western Blot (Recombinant protein)**

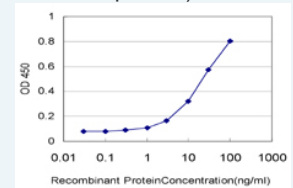
[Protocol Download](#)

**Sandwich ELISA (Recombinant protein)**

### Application Image

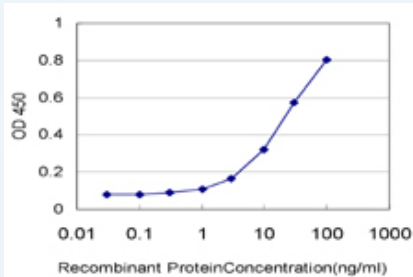
Western Blot (Recombinant protein)

Sandwich ELISA (Recombinant protein)



[enlarge](#)

ELISA



Detection limit for recombinant GST tagged TRIM37 is approximately 0.3ng/ml as a capture antibody.

 [Protocol Download](#)

## ELISA

### Gene Information

Entrez GeneID: [4591](#)

GeneBank [NM\\_015294](#)

Accession#:

Protein [NP\\_056109](#)

Accession#:

Gene Name: TRIM37

Gene Alias: KIAA0898,MUL,POB1,TEF3

Gene Description: tripartite motif-containing 37

Omim ID: [253250](#), [605073](#)

Gene Ontology: [Hyperlink](#)

**Gene Summary:** This gene encodes a member of the tripartite motif (TRIM) family, whose members are involved in diverse cellular functions such as developmental patterning and oncogenesis. The TRIM motif includes zinc-binding domains, a RING finger region, a B-box motif and a coiled-coil domain. The RING finger and B-box domains chelate zinc and might be involved in protein-protein and/or protein-nucleic acid interactions. The gene mutations are associated with mulibrey (muscle-liver-brain-eye) nanism, an autosomal recessive disorder that involves several tissues of mesodermal origin. Alternatively spliced transcript variants encoding the same protein have been identified. [provided by RefSeq]

Other Designations: RING-B-box-coiled-coil protein, tripartite motif-containing 37 protein

### Gene Pathway

[Ubiquitin mediated proteolysis](#)