



# SZABO SCANDIC

Part of Europa Biosite

## Produktinformation



Forschungsprodukte & Biochemikalien



Zellkultur & Verbrauchsmaterial



Diagnostik & molekulare Diagnostik



Laborgeräte & Service

Weitere Information auf den folgenden Seiten!  
See the following pages for more information!



### Lieferung & Zahlungsart

siehe unsere [Liefer- und Versandbedingungen](#)

### Zuschläge

- Mindermengenzuschlag
- Trockeneiszuschlag
- Gefahrgutzuschlag
- Expressversand

### SZABO-SCANDIC HandelsgmbH

Quellenstraße 110, A-1100 Wien

T. +43(0)1 489 3961-0

F. +43(0)1 489 3961-7

[mail@szabo-scandic.com](mailto:mail@szabo-scandic.com)

[www.szabo-scandic.com](http://www.szabo-scandic.com)

[linkedin.com/company/szaboscandic](https://www.linkedin.com/company/szaboscandic) 

## MVK polyclonal antibody (A01)

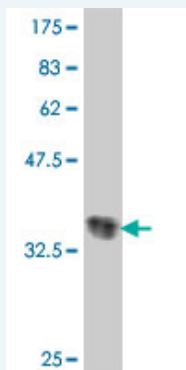
Catalog # : H00004598-A01

規格 : [ 50 uL ]

List All

### Specification

<b>Product Description:</b>	Mouse polyclonal antibody raised against a partial recombinant MVK.
<b>Immunogen:</b>	MVK (AAH16140, 297 a.a. ~ 396 a.a) partial recombinant protein with GST tag.
<b>Sequence:</b>	LIDMNQHHLNALGVGHASLDQLCQVTRARGLHSKLTGAGGGGCGITLLK PGLEQPEVEATKQALTSCGFDCLETSIGAPGVSIHSATSLDSRVQQALD GL
<b>Host:</b>	Mouse
<b>Reactivity:</b>	Human, Mouse
<b>Quality Control Testing:</b>	Antibody Reactive Against Recombinant Protein.



Western Blot detection against Immunogen (37.11 KDa) .

**Storage Buffer:** 50 % glycerol

**Storage Instruction:** Store at -20°C or lower. Aliquot to avoid repeated freezing and thawing.

**MSDS:** [Download](#)

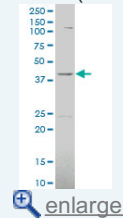
**Datasheet:** [Download](#)

### Applications

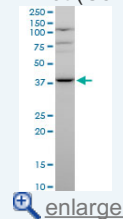
Western Blot (Cell lysate)

### Application Image

Western Blot (Cell lysate)

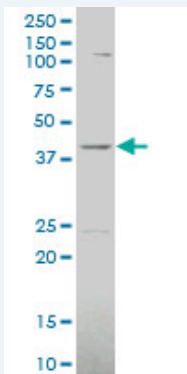


Western Blot (Cell lysate)



Western Blot (Recombinant protein)

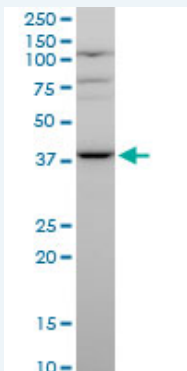
ELISA



MVK polyclonal antibody (A01), Lot # 051116JC01 Western Blot analysis of MVK expression in A-431 ( Cat # L015V1 ).

[Protocol Download](#)

#### Western Blot (Cell lysate)



MVK polyclonal antibody (A01), Lot # 051116JC01. Western Blot analysis of MVK expression in NIH/3T3.

[Protocol Download](#)

#### Western Blot (Recombinant protein)

[Protocol Download](#)

#### ELISA

#### Gene Information

Entrez GeneID: [4598](#)

GeneBank [BC016140](#)

Accession#:

Protein [AAH16140](#)

Accession#:

Gene Name: MVK

Gene Alias: FLJ96772,LRBP,MK,MVLK

Gene Description: mevalonate kinase

Description:

Omim ID: [251170](#), [260920](#)

Gene Ontology: [Hyperlink](#)

**Gene Summary:** This gene encodes the peroxisomal enzyme mevalonate kinase. Mevalonate is a key intermediate, and mevalonate kinase a key early enzyme, in isoprenoid and sterol synthesis. Mevalonate kinase deficiency caused by mutation of this gene results in mevalonic aciduria, a disease characterized psychomotor retardation, failure to thrive, hepatosplenomegaly, anemia and recurrent febrile crises. Defects in

this gene also cause hyperimmunoglobulinaemia D and periodic fever syndrome, a disorder characterized by recurrent episodes of fever associated with lymphadenopathy, arthralgia, gastrointestinal dismay and skin rash. Two transcript variants that encode the same protein have been found for this gene. [provided by RefSeq

**Other Designations:** LH receptor mRNA-binding protein, mevalonic aciduria

### Gene Pathway

[Biosynthesis of alkaloids derived from terpenoid and polyketide](#)  
[Biosynthesis of plant hormones](#) [Biosynthesis of terpenoids and steroids](#)  
[Metabolic pathways](#) [Terpenoid backbone biosynthesis](#)

### Related Disease

[Amyloidosis](#) [Autoimmune Diseases](#) [Behcet Syndrome](#) [Coronary Artery Disease](#)  
[Crohn's disease](#) [Diabetes Mellitus, Type 2](#) [Diarrhea](#) [Dyslipidemias](#)  
[Familial Mediterranean Fever](#) [Familial Mediterranean fever](#)  
[Genetic Predisposition to Disease](#) [Hyperlipidemias](#) [Hypertriglyceridemia](#) [Inflammation](#)  
[Irritable Bowel Syndrome](#) [Narcolepsy](#) [Pain](#) [Stomatitis, Aphthous](#) [Syndrome](#)

[服務條款](#) | [隱私權政策](#) | [著作及商標](#) | [網站地圖](#)

©2016 亞諾法生技股份有限公司 Abnova Corporation. 版權所有.