



SZABO SCANDIC

Part of Europa Biosite

Produktinformation



Forschungsprodukte & Biochemikalien



Zellkultur & Verbrauchsmaterial



Diagnostik & molekulare Diagnostik



Laborgeräte & Service

Weitere Information auf den folgenden Seiten!
See the following pages for more information!



Lieferung & Zahlungsart

siehe unsere [Liefer- und Versandbedingungen](#)

Zuschläge

- Mindermengenzuschlag
- Trockeneiszuschlag
- Gefahrgutzuschlag
- Expressversand

SZABO-SCANDIC HandelsgmbH

Quellenstraße 110, A-1100 Wien

T. +43(0)1 489 3961-0

F. +43(0)1 489 3961-7

mail@szabo-scandic.com

www.szabo-scandic.com

[linkedin.com/company/szaboscandic](https://www.linkedin.com/company/szaboscandic) 



MX2 purified MaxPab mouse polyclonal antibody (B01P) MaxPab®

Catalog # : H00004600-B01P

規格 : [50 ug]


[List All](#)

Specification

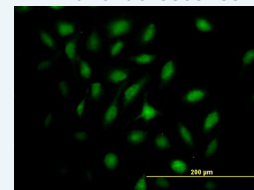
Product Description:	Mouse polyclonal antibody raised against a full-length human MX2 protein.
Immunogen:	MX2 (AAH35293, 1 a.a. ~ 715 a.a) full-length human protein.
Sequence:	MSKAHKPWPYRRRSQFSSRKYLKKEMNSFQQQPPFGTVPPQMMFPP NWQGAEKDAAFLAKDFNFLTLNNQPPPGNRSQPRAMGPENNLYSQYEQ KVRPCIDLIDSLRALGVEQDLALPAIAVIGDQSSGKSSVLEALSGVALPRG SGIVTRCPLVLKLLKQPCAWAGRISYRNTELELQDPGQVEKEIHKQNV MAGNRRGISHLISLEITSPEVPDLTIIDLPGITRVAVDNQPRDIGLQIKALIK KYIQRQQTINLVVPCNVDIATTEALSMAHEVDPEGDRITIGILT KPDLMDR GTEKSVMMNVRNLTYPLKKGYMIVKCRGQQEITNRLSLAEATKKEITFFQ THPYFRVLLLEEGSATVPRLAERLTTELIMHIQKSLPLLEGQIRESHQKATE ELRRCGADIPSQEADKMFFLIEKIKMFNQDIEKLVEGEEVVRENETRLYNKI REDFKNVVGILATNTQKVKNIIHEEVEKYEKQYRGKELLGFVNYKTFEIIVH QYIQLLEPALSMLQKAMEIIQAFINVAKKHFGEFFNLNQT VQSTIEDIKV KHTAKAENMIQLQFRMEQMVFCQDQIYSVWLKKVREEIFNPLGTPSQNM KLNHFPSNESSVSSFTEIGIHLNAYFLET SKRLANQIPFIQYFMLRENGD SLQKAMMQILQEKNRYSWLLQEQSETATKRRILKERIYRLTQARHALCQF SSKEIH
Host:	Mouse
Reactivity:	Human
Quality Control Testing:	Antibody reactive against mammalian transfected lysate.
Storage Buffer:	In 1x PBS, pH 7.4
Storage Instruction:	Store at -20°C or lower. Aliquot to avoid repeated freezing and thawing.
MSDS:	 Download
Datasheet:	 Download

Application Image

Western Blot (Transfected lysate)

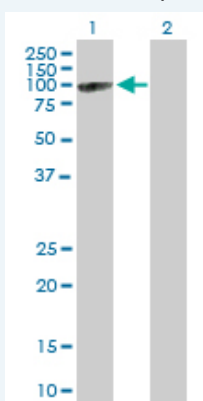


Immunofluorescence



Applications

Western Blot (Transfected lysate)



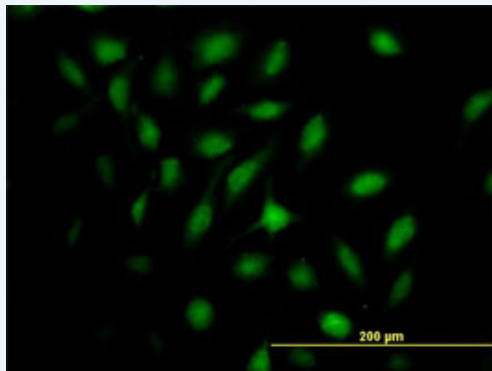
Western Blot analysis of MX2 expression in transfected 293T cell line (H00004600-T01) by MX2 MaxPab polyclonal antibody.


Lane 1: MX2 transfected lysate(79.75 KDa).

Lane 2: Non-transfected lysate.

 [Protocol Download](#)

Immunofluorescence



 enlarge this image

Immunofluorescence of purified MaxPab antibody to MX2 on HeLa cell. [antibody concentration 10 ug/ml]

 [Protocol Download](#)

Gene Information

Entrez GeneID: [4600](#)

GeneBank [BC035293](#)

Accession#:

Protein [AAH35293](#)

Accession#:

Gene Name: MX2

Gene Alias: MXB

Gene myxovirus (influenza virus) resistance 2 (mouse)

Description:

Omim ID: [147890](#)

Gene Ontology: [Hyperlink](#)

Gene Summary: The protein encoded by this gene has a nuclear and a cytoplasmic form and is a member of both the dynamin family and the family of large GTPases. The nuclear form is localized in a granular pattern in the heterochromatin region beneath the nuclear envelope. A nuclear localization signal (NLS) is present at the amino terminal end of the nuclear form but is lacking in the cytoplasmic form due to use of an alternate translation start codon. This protein is upregulated by interferon-alpha but does not contain the antiviral activity of a similar myxovirus resistance protein 1. [provided by RefSeq]

Other interferon-regulated resistance GTP-binding protein MXB,myxovirus
Designations: resistance protein 2,second interferon-induced protein p78

Related Disease

[Cardiovascular Diseases](#) [Cataplexy](#) [Diabetes Mellitus, Type 2](#) [Edema](#) [Hepatitis C](#)
[Narcolepsy](#) [Narcolepsy](#)

