



SZABO SCANDIC

Part of Europa Biosite

Produktinformation



Forschungsprodukte & Biochemikalien



Zellkultur & Verbrauchsmaterial



Diagnostik & molekulare Diagnostik



Laborgeräte & Service

Weitere Information auf den folgenden Seiten!
See the following pages for more information!



Lieferung & Zahlungsart

siehe unsere [Liefer- und Versandbedingungen](#)

Zuschläge

- Mindermengenzuschlag
- Trockeneiszuschlag
- Gefahrgutzuschlag
- Expressversand

SZABO-SCANDIC HandelsgmbH

Quellenstraße 110, A-1100 Wien

T. +43(0)1 489 3961-0

F. +43(0)1 489 3961-7

mail@szabo-scandic.com

www.szabo-scandic.com

[linkedin.com/company/szaboscandic](https://www.linkedin.com/company/szaboscandic) 

MYBL1 monoclonal antibody (M01), clone 2A2

Catalog # : H00004603-M01

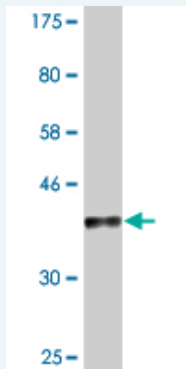
規格 : [100 ug]

[List All](#)

Specification

Product Description:	Mouse monoclonal antibody raised against a partial recombinant MYBL1.
Immunogen:	MYBL1 (XP_034274, 625 a.a. ~ 734 a.a) partial recombinant protein with GST tag. MW of the GST tag alone is 26 KDa.
Sequence:	KSLVLDNWEKEESGTQLLTEDISDMQSENRFSTLLMIPLLEIHDNRCNLI PEKQDINSTNKTYTLTKKPNPNTSKVVKLEKNLQSNCEWETVYVKTED QLIMTEQAR
Host:	Mouse
Reactivity:	Human
Isotype:	IgG1 Kappa

Quality Control Testing: Antibody Reactive Against Recombinant Protein.



Western Blot detection against Immunogen (37.84 KDa) .

Storage Buffer: In 1x PBS, pH 7.4

Storage Instruction: Store at -20°C or lower. Aliquot to avoid repeated freezing and thawing.

MSDS: [Download](#)

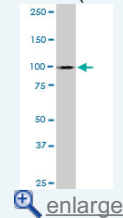
Datasheet: [Download](#)

Applications

Western Blot (Cell lysate)

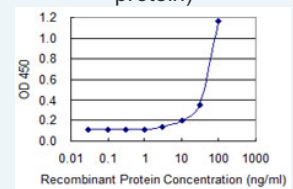
Application Image

Western Blot (Cell lysate)

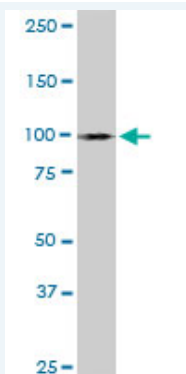


Western Blot (Recombinant protein)

Sandwich ELISA (Recombinant protein)



ELISA



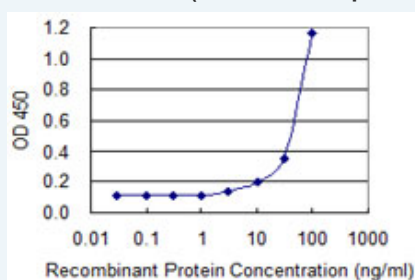
MYBL1 monoclonal antibody (M01), clone 2A2. Western Blot analysis of MYBL1 expression in HeLa(Cat # L013V1).

[Protocol Download](#)

Western Blot (Recombinant protein)

[Protocol Download](#)

Sandwich ELISA (Recombinant protein)



Detection limit for recombinant GST tagged MYBL1 is 1 ng/ml as a capture antibody.

[Protocol Download](#)

ELISA

Gene Information

Entrez GeneID: [4603](#)

GeneBank [XM_034274](#)

Accession#:

Protein [XP_034274](#)

Accession#:

Gene Name: MYBL1

Gene Alias: A-MYB,AMYB,MGC120059,MGC120061

Gene Description: v-myb myeloblastosis viral oncogene homolog (avian)-like 1

Omim ID: [159405](#)

Gene Ontology: [Hyperlink](#)

Other Designations: v-myb avian myeloblastosis viral oncogene homolog-like 1