



# SZABO SCANDIC

Part of Europa Biosite

## Produktinformation



Forschungsprodukte & Biochemikalien



Zellkultur & Verbrauchsmaterial



Diagnostik & molekulare Diagnostik



Laborgeräte & Service

Weitere Information auf den folgenden Seiten!  
See the following pages for more information!



### Lieferung & Zahlungsart

siehe unsere [Liefer- und Versandbedingungen](#)

### Zuschläge

- Mindermengenzuschlag
- Trockeneiszuschlag
- Gefahrgutzuschlag
- Expressversand

### SZABO-SCANDIC HandelsgmbH

Quellenstraße 110, A-1100 Wien

T. +43(0)1 489 3961-0

F. +43(0)1 489 3961-7

[mail@szabo-scandic.com](mailto:mail@szabo-scandic.com)

[www.szabo-scandic.com](http://www.szabo-scandic.com)

[linkedin.com/company/szaboscandic](https://www.linkedin.com/company/szaboscandic) 

## MYD88 MaxPab mouse polyclonal antibody (B02) MaxPab®

Catalog # : H00004615-B02

規格 : [ 50 uL ]

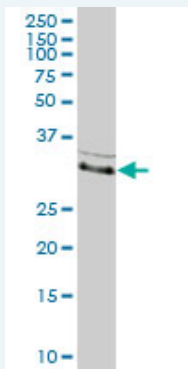
[List All](#)

### Specification

<b>Product Description:</b>	Mouse polyclonal antibody raised against a full-length human MYD88 protein.
<b>Immunogen:</b>	MYD88 (NP_002459.1, 1 a.a. ~ 296 a.a) full-length human protein.
<b>Sequence:</b>	MAAGGPGAGSAAPVSSTSSLPLAALNMRVRRRLSLFLNVRTQVAADWT ALAEEMDFEYLEIRQLETQADPTGRLLDAWQGRPGASVGRLELLTKLG RDDVLELGPSEEDCQKYILKQQQEEAEKPLQVAADVSSVPRTAELAGI TTLDDPLGHMPERFDAFICYCPSDIQFVQEMIRQLEQTNRYRLKCVSDRD VLPGTCVWSIASELIEKRCRMVVVSDDYLSKECDFQTKFALSLSPG AHQKRLIPIKYKAMKKEFPSILRFITVCDYTNPCTKSWFWTRLAKALSLP
<b>Host:</b>	Mouse
<b>Reactivity:</b>	Human
<b>Quality Control Testing:</b>	Antibody reactive against mammalian transfected lysate.
<b>Storage Buffer:</b>	No additive
<b>Storage Instruction:</b>	Store at -20°C or lower. Aliquot to avoid repeated freezing and thawing.
<b>Note:</b>	For IHC and IF applications, antibody purification with Protein A will be needed prior to use.
<b>MSDS:</b>	<a href="#">Download</a>
<b>Datasheet:</b>	<a href="#">Download</a>

### Applications

#### Western Blot (Tissue lysate)



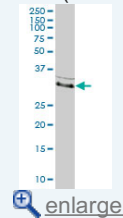
MYD88 MaxPab polyclonal antibody. Western Blot analysis of MYD88 expression in human liver.

[Protocol Download](#)

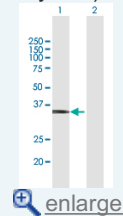
#### Western Blot (Transfected lysate)

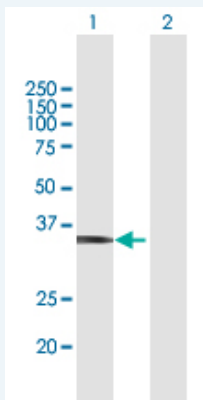
### Application Image

#### Western Blot (Tissue lysate)



#### Western Blot (Transfected lysate)





Western Blot analysis of MYD88 expression in transfected 293T cell line ([H00004615-T02](#)) by MYD88 MaxPab polyclonal antibody.

Lane 1: MYD88 transfected lysate(32.56 KDa).  
Lane 2: Non-transfected lysate.

 [Protocol Download](#)

### Gene Information

**Entrez GeneID:** [4615](#)

**GeneBank Accession#:** [NM\\_002468.3](#)

**Protein Accession#:** [NP\\_002459.1](#)

**Gene Name:** MYD88

**Gene Alias:** MYD88D

**Gene Description:** myeloid differentiation primary response gene (88)

**Omim ID:** [602170](#)

**Gene Ontology:** [Hyperlink](#)

**Other Designations:** myeloid differentiation primary response gene 88

### Gene Pathway

[Apoptosis Toll-like receptor signaling pathway](#)

### Related Disease

[Arthritis](#), [Rheumatoid Asthma](#), [Birth Weight](#), [Cardiovascular Diseases](#), [Chronic Disease](#), [Coronary Disease](#), [Cystitis](#), [Diabetes Mellitus, Type 2](#), [Edema](#), [Genetic Predisposition to Disease](#), [Glioblastoma](#), [Glioma](#), [Hepatitis C](#), [Hodgkin Disease](#), [Hypersensitivity](#), [Leukemia](#), [Leukemia, Myeloid, Acute](#), [Lupus Erythematosus, Systemic](#), [Meningeal Neoplasms](#)

... see more