



# SZABO SCANDIC

Part of Europa Biosite

## Produktinformation



Forschungsprodukte & Biochemikalien



Zellkultur & Verbrauchsmaterial



Diagnostik & molekulare Diagnostik



Laborgeräte & Service

Weitere Information auf den folgenden Seiten!  
See the following pages for more information!



### Lieferung & Zahlungsart

siehe unsere [Liefer- und Versandbedingungen](#)

### Zuschläge

- Mindermengenzuschlag
- Trockeneiszuschlag
- Gefahrgutzuschlag
- Expressversand

### SZABO-SCANDIC HandelsgmbH

Quellenstraße 110, A-1100 Wien

T. +43(0)1 489 3961-0

F. +43(0)1 489 3961-7

[mail@szabo-scandic.com](mailto:mail@szabo-scandic.com)

[www.szabo-scandic.com](http://www.szabo-scandic.com)

[linkedin.com/company/szaboscandic](https://www.linkedin.com/company/szaboscandic) 

## NCBP1 monoclonal antibody (M04), clone 1E9

Catalog # : H00004686-M04

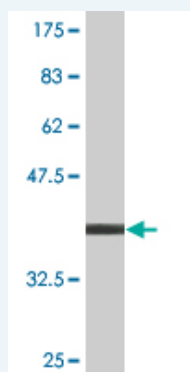
規格 : [ 100 ug ]

[List All](#)

### Specification

<b>Product Description:</b>	Mouse monoclonal antibody raised against a partial recombinant NCBP1.
<b>Immunogen:</b>	NCBP1 (NP_002477, 2 a.a. ~ 99 a.a) partial recombinant protein with GST tag. MW of the GST tag alone is 26 KDa.
<b>Sequence:</b>	SRRRHSDENDGGQPHKRRKTS DANETEDHLES LICKVGEKSACSLESNL EGLAGVLEADLPNYKSKILRL LCTVARLLPEKLT IYTTLVGLLNARNYN
<b>Host:</b>	Mouse
<b>Reactivity:</b>	Human
<b>Isotype:</b>	IgG2b Kappa

**Quality Control Testing:** Antibody Reactive Against Recombinant Protein.



Western Blot detection against Immunogen (36.52 KDa) .

**Storage Buffer:** In 1x PBS, pH 7.4

**Storage Instruction:** Store at -20°C or lower. Aliquot to avoid repeated freezing and thawing.

**MSDS:** [Download](#)

**Datasheet:** [Download](#)

### Applications

**Western Blot (Recombinant protein)**

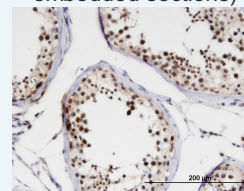
[Protocol Download](#)

**Immunohistochemistry (Formalin/PFA-fixed paraffin-embedded sections)**

### Application Image

Western Blot (Recombinant protein)

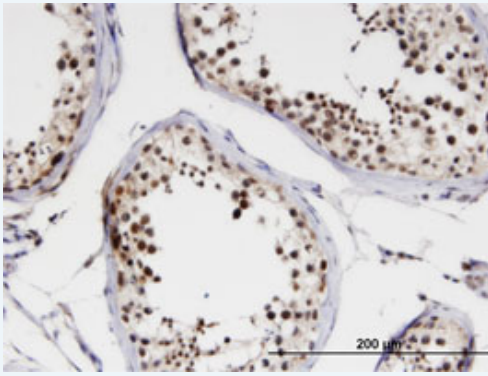
Immunohistochemistry (Formalin/PFA-fixed paraffin-embedded sections)



[enlarge](#)

Sandwich ELISA (Recombinant protein)

ELISA



[enlarge this image](#)

Immunoperoxidase of monoclonal antibody to NCBP1 on formalin-fixed paraffin-embedded human testis. [antibody concentration 3 ug/ml]

[Protocol Download](#)

#### Sandwich ELISA (Recombinant protein)

Detection limit for recombinant GST tagged NCBP1 is approximately 30ng/ml as a capture antibody.

[Protocol Download](#)

#### ELISA

#### Gene Information

Entrez GeneID: [4686](#)

GeneBank Accession#: [NM\\_002486](#)

Protein Accession#: [NP\\_002477](#)

Gene Name: NCBP1

Gene Alias: CBP80,MGC2087,NCBP

Gene Description: nuclear cap binding protein subunit 1, 80kDa

Omim ID: [600469](#)

Gene Ontology: [Hyperlink](#)

**Gene Summary:** The product of this gene is a component of the nuclear cap-binding protein complex (CBC), which binds to the monomethylated 5' cap of nascent pre-mRNA in the nucleoplasm. The encoded protein promotes high-affinity mRNA-cap binding and associates with the CTD of RNA polymerase II. The CBC promotes pre-mRNA splicing, 3'-end processing, RNA nuclear export, and nonsense-mediated mRNA decay. [provided by RefSeq]

Other Designations: OTTHUMP00000021753