



SZABO SCANDIC

Part of Europa Biosite

Produktinformation



Forschungsprodukte & Biochemikalien



Zellkultur & Verbrauchsmaterial



Diagnostik & molekulare Diagnostik



Laborgeräte & Service

Weitere Information auf den folgenden Seiten!
See the following pages for more information!



Lieferung & Zahlungsart

siehe unsere [Liefer- und Versandbedingungen](#)

Zuschläge

- Mindermengenzuschlag
- Trockeneiszuschlag
- Gefahrgutzuschlag
- Expressversand

SZABO-SCANDIC HandelsgmbH

Quellenstraße 110, A-1100 Wien

T. +43(0)1 489 3961-0

F. +43(0)1 489 3961-7

mail@szabo-scandic.com

www.szabo-scandic.com

[linkedin.com/company/szaboscandic](https://www.linkedin.com/company/szaboscandic) 

NDUFB3 monoclonal antibody (M01), clone 6C6

Catalog # : H00004709-M01

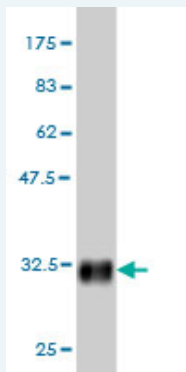
規格 : [100 ug]

[List All](#)

Specification

Product Description:	Mouse monoclonal antibody raised against a partial recombinant NDUFB3.
Immunogen:	NDUFB3 (NP_002482, 13 a.a. ~ 65 a.a) partial recombinant protein with GST tag. MW of the GST tag alone is 26 KDa.
Sequence:	KMELPDYRQWKIEGTPLETIQKKLAAKGLRDPWGRNEAWRYMGGFAKS VSFSD
Host:	Mouse
Reactivity:	Human
Isotype:	IgG2a Kappa

Quality Control Testing: Antibody Reactive Against Recombinant Protein.



Western Blot detection against Immunogen (31.57 KDa) .

Storage Buffer: In 1x PBS, pH 7.4

Storage Instruction: Store at -20°C or lower. Aliquot to avoid repeated freezing and thawing.

MSDS: [Download](#)


Datasheet: [Download](#)

Applications


Western Blot (Cell lysate)

Application Image

Western Blot (Cell lysate)

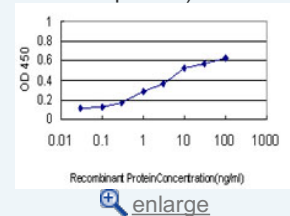


Western Blot (Cell lysate)




Western Blot (Recombinant protein)

Sandwich ELISA (Recombinant protein)




ELISA



NDUFB3 monoclonal antibody (M01), clone 6C6 Western Blot analysis of NDUFB3 expression in HeLa (Cat # L013V1).

[Protocol Download](#)

Western Blot (Cell lysate)



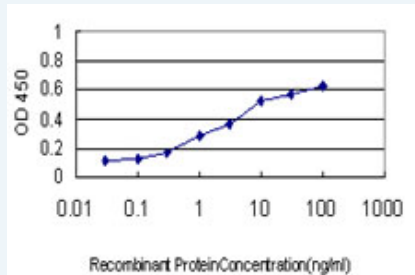
NDUFB3 monoclonal antibody (M01), clone 6C6. Western Blot analysis of NDUFB3 expression in A-431 (Cat # L015V1).

[Protocol Download](#)

Western Blot (Recombinant protein)

[Protocol Download](#)

Sandwich ELISA (Recombinant protein)



Detection limit for recombinant GST tagged NDUFB3 is approximately 0.1 ng/ml as a capture antibody.

[Protocol Download](#)

ELISA

Gene Information

Entrez GeneID: [4709](#)

GeneBank [NM_002491](#)
Accession#:

Protein [NP_002482](#)
Accession#:

Gene Name: NDUFB3

Gene Alias: B12

Gene Description: NADH dehydrogenase (ubiquinone) 1 beta subcomplex, 3, 12kDa

Omim ID: [603839](#)

Gene Ontology: [Hyperlink](#)

Gene Summary: The multisubunit NADH:ubiquinone oxidoreductase (complex I) is the first enzyme complex in the electron transport chain of mitochondria. See NDUFA2 (MIM 602137).[supplied by OMIM]

Other Designations: NADH dehydrogenase (ubiquinone) 1 beta subcomplex, 3 (12kD, B12)

Gene Pathway

[Alzheimer's disease](#) [Huntington's disease](#) [Metabolic pathways](#) [Oxidative phosphorylation](#)
[Parkinson's disease](#)

Related Disease

[Genetic Predisposition to Disease](#) [Hematologic Diseases](#) [Occupational Diseases](#)

[服務條款](#) | [隱私權政策](#) | [著作及商標](#) | [網站地圖](#)

©2016 亞諾法生技股份有限公司 Abnova Corporation. 版權所有.