



SZABO SCANDIC

Part of Europa Biosite

Produktinformation



Forschungsprodukte & Biochemikalien



Zellkultur & Verbrauchsmaterial



Diagnostik & molekulare Diagnostik



Laborgeräte & Service

Weitere Information auf den folgenden Seiten!
See the following pages for more information!



Lieferung & Zahlungsart

siehe unsere [Liefer- und Versandbedingungen](#)

Zuschläge

- Mindermengenzuschlag
- Trockeneiszuschlag
- Gefahrgutzuschlag
- Expressversand

SZABO-SCANDIC HandelsgmbH

Quellenstraße 110, A-1100 Wien

T. +43(0)1 489 3961-0

F. +43(0)1 489 3961-7

mail@szabo-scandic.com

www.szabo-scandic.com

[linkedin.com/company/szaboscandic](https://www.linkedin.com/company/szaboscandic) 

NDUFS5 purified MaxPab rabbit polyclonal antibody (D01P) MaxPab®

Catalog # : H00004725-D01P

規格 : [100 ug]


[List All](#)

Specification

Product Description:	Rabbit polyclonal antibody raised against a full-length human NDUFS5 protein.
Immunogen:	NDUFS5 (NP_004543.1, 1 a.a. ~ 106 a.a) full-length human protein.
Sequence:	MPFLDIQKRFGLNDRWLTIQSGEQPYKMAGRCHAFEKEWIECAHGIGYT RAEKECKIEYDDFVECLLRQKTMRRAGTIRKQRDKLIKEGKYTPPPHHIG KGEPRP
Host:	Rabbit
Reactivity:	Human
Quality Control Testing:	Antibody reactive against mammalian transfected lysate.
Storage Buffer:	In 1x PBS, pH 7.4
Storage Instruction:	Store at -20°C or lower. Aliquot to avoid repeated freezing and thawing.
MSDS:	Download
Datasheet:	Download

Applications

Western Blot (Tissue lysate)



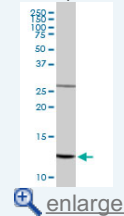
NDUFS5 MaxPab rabbit polyclonal antibody. Western Blot analysis of NDUFS5 expression in human liver.

[Protocol Download](#)

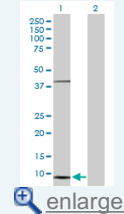
Western Blot (Transfected lysate)

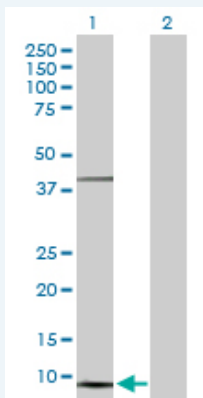
Application Image

Western Blot (Tissue lysate)



Western Blot (Transfected lysate)





Western Blot analysis of NDUFS5 expression in transfected 293T cell line ([H00004725-T02](#)) by NDUFS5 MaxPab polyclonal antibody.

Lane 1: NDUFS5 transfected lysate(12.50 KDa).
Lane 2: Non-transfected lysate.

 [Protocol Download](#)

Gene Information

Entrez GeneID: [4725](#)

GeneBank [NM_004552.1](#)
Accession#:

Protein [NP_004543.1](#)
Accession#:

Gene Name: NDUFS5

Gene Alias: -

Gene Description: NADH dehydrogenase (ubiquinone) Fe-S protein 5, 15kDa (NADH-coenzyme Q reductase)

Omim ID: [603847](#)

Gene Ontology: [Hyperlink](#)

Other Designations: OTTHUMP00000008670,OTTHUMP00000008671

Gene Pathway

[Alzheimer's disease](#) [Huntington's disease](#) [Metabolic pathways](#) [Oxidative phosphorylation](#)
[Parkinson's disease](#)

Related Disease

[Alzheimer Disease](#) [Alzheimer disease](#) [Cognition](#) [Genetic Predisposition to Disease](#)
[Prostatic Neoplasms](#)