



SZABO SCANDIC

Part of Europa Biosite

Produktinformation



Forschungsprodukte & Biochemikalien



Zellkultur & Verbrauchsmaterial



Diagnostik & molekulare Diagnostik



Laborgeräte & Service

Weitere Information auf den folgenden Seiten!
See the following pages for more information!



Lieferung & Zahlungsart

siehe unsere [Liefer- und Versandbedingungen](#)

Zuschläge

- Mindermengenzuschlag
- Trockeneiszuschlag
- Gefahrgutzuschlag
- Expressversand

SZABO-SCANDIC HandelsgmbH

Quellenstraße 110, A-1100 Wien

T. +43(0)1 489 3961-0

F. +43(0)1 489 3961-7

mail@szabo-scandic.com

www.szabo-scandic.com

[linkedin.com/company/szaboscandic](https://www.linkedin.com/company/szaboscandic) 

NDUFS8 purified MaxPab mouse polyclonal antibody (B01P) MaxPab®

Catalog # : H00004728-B01P

規格 : [50 ug]

[List All](#)

Specification

Product Description: Mouse polyclonal antibody raised against a full-length human NDUFS8 protein.

Immunogen: NDUFS8 (NP_002487.1, 1 a.a. ~ 210 a.a) full-length human protein.

Sequence:
 MRCLTTPMLLRALAQAARAGPPGGRSLHSSAVAATYKYVNMQDPAMD
 MKSVTDRAARTLLWTELFRLGMTLSYLFREPATINYPFEKGPLSPFRF
 GEHALRRYPSGEERCIAACKLCEAICPAQAITIEAEPRADGSRRTTRYDIDM
 TKCIYCGFCQEACPVDVAIVEGPNFEFSTETHEELLYNKEKLLNNGDKWEA
 EIAANIQADYLYR

Host: Mouse

Reactivity: Human

Quality Control Testing: Antibody reactive against mammalian transfected lysate.

Storage Buffer: In 1x PBS, pH 7.4

Storage Instruction: Store at -20°C or lower. Aliquot to avoid repeated freezing and thawing.

MSDS:  [Download](#)

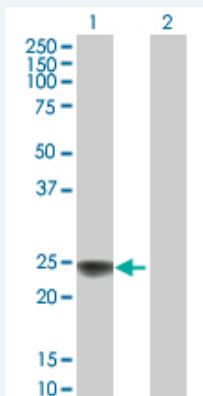
Datasheet:  [Download](#)

Publication Reference

1. [Overexpression of Lon contributes to survival and aggressive phenotype of cancer cells through mitochondrial complex I-mediated generation of reactive oxygen species.](#) Cheng CW, Kuo CY, Fan CC, Fang WC, Jiang SS, Lo YK, Wang TY, Kao MC, Lee AY. Cell Death Dis. 2013 Jun 20;4:e681. doi: 10.1038/cddis.2013.204.

Applications

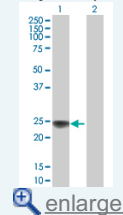
Western Blot (Transfected lysate)




Western Blot analysis of NDUFS8 expression in transfected 293T cell line (H00004728-T01) by NDUFS8 MaxPab polyclonal antibody.

Application Image

Western Blot (Transfected lysate)



 [enlarge](#)

Lane 1: NDUFS8 transfected lysate(23.1 kDa).
Lane 2: Non-transfected lysate.

 [Protocol Download](#)

Gene Information

Entrez GeneID: [4728](#)

**GeneBank
Accession#:** [NM_002496.1](#)

**Protein
Accession#:** [NP_002487.1](#)

Gene Name: NDUFS8

Gene Alias: TYKY

**Gene
Description:** NADH dehydrogenase (ubiquinone) Fe-S protein 8, 23kDa (NADH-coenzyme Q reductase)

Omim ID: [256000](#), [602141](#)

Gene Ontology: [Hyperlink](#)

**Other
Designations:** -

Gene Pathway

[Alzheimer's disease](#) [Huntington's disease](#) [Metabolic pathways](#) [Oxidative phosphorylation](#)
[Parkinson's disease](#)

Related Disease

[Alzheimer Disease](#) [Alzheimer disease](#) [Cognition](#) [Tobacco Use Disorder](#)

[服務條款](#) | [隱私權政策](#) | [著作及商標](#) | [網站地圖](#)

©2016 亞諾法生技股份有限公司 Abnova Corporation. 版權所有.