



SZABO SCANDIC

Part of Europa Biosite

Produktinformation



Forschungsprodukte & Biochemikalien



Zellkultur & Verbrauchsmaterial



Diagnostik & molekulare Diagnostik



Laborgeräte & Service

Weitere Information auf den folgenden Seiten!
See the following pages for more information!



Lieferung & Zahlungsart

siehe unsere [Liefer- und Versandbedingungen](#)

Zuschläge

- Mindermengenzuschlag
- Trockeneiszuschlag
- Gefahrgutzuschlag
- Expressversand

SZABO-SCANDIC HandelsgmbH

Quellenstraße 110, A-1100 Wien

T. +43(0)1 489 3961-0

F. +43(0)1 489 3961-7

mail@szabo-scandic.com

www.szabo-scandic.com

[linkedin.com/company/szaboscandic](https://www.linkedin.com/company/szaboscandic) 

NDUFV2 purified MaxPab mouse polyclonal antibody (B01P) MaxPab®

Catalog # : H00004729-B01P

規格 : [50 ug]

List All

Specification

Product Description: Mouse polyclonal antibody raised against a full-length human NDUFV2 protein.

Immunogen: NDUFV2 (NP_066552.1, 1 a.a. ~ 249 a.a) full-length human protein.

Sequence:
 MFFSAALRARAAGLTAHWGRHVRNLHKTAMQNGAGGALFVHRDTPEN
 NPDTPFDFTPENYKRIEAIKKNYPEGHKAAAVLPVLDLAQRQNGWLPISA
 MNKVAEVLQVPPMRVYEVAFTFYTMYNRPVPGKYHIQVCTTTPCMLRNSD
 SILEAIQKKLGIKVGETTPDKLFTLIEVECLGACVNAPMVQINDNYEDLTA
 KDIEEIIDELKAGIKPKGPRSGRFSCPEAGGLTSLTEPPKPGFGVQAG
 L

Host: Mouse

Reactivity: Human

Quality Control Testing: Antibody reactive against mammalian transfected lysate.

Storage Buffer: In 1x PBS, pH 7.4

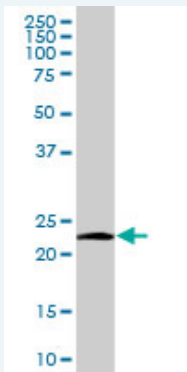
Storage Instruction: Store at -20°C or lower. Aliquot to avoid repeated freezing and thawing.

MSDS:  [Download](#)

Datasheet:  [Download](#)

Applications

Western Blot (Tissue lysate)



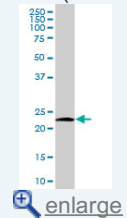
NDUFV2 MaxPab polyclonal antibody. Western Blot analysis of NDUFV2 expression in human liver.

 [Protocol Download](#)

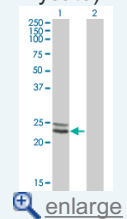
Western Blot (Transfected lysate)

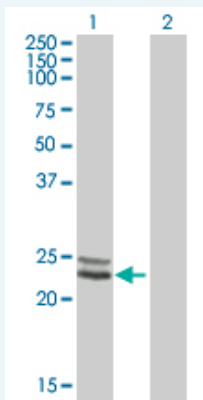
Application Image

Western Blot (Tissue lysate)




Western Blot (Transfected lysate)





Western Blot analysis of NDUFV2 expression in transfected 293T cell line ([H00004729-T01](#)) by NDUFV2 MaxPab polyclonal antibody.

Lane 1: NDUFV2 transfected lysate(27.39 KDa).
Lane 2: Non-transfected lysate.

 [Protocol Download](#)

Gene Information

Entrez GeneID: [4729](#)

GeneBank [NM_021074](#)
Accession#:

Protein [NP_066552.1](#)
Accession#:

Gene Name: NDUFV2

Gene Alias: -

Gene Description: NADH dehydrogenase (ubiquinone) flavoprotein 2, 24kDa

Omim ID: [168600, 600532](#)

Gene Ontology: [Hyperlink](#)

Other Designations: 24-kDa subunit of Complex I,NADH dehydrogenase (ubiquinone) flavoprotein 2 (24kD)

Gene Pathway

[Alzheimer's disease](#) [Huntington's disease](#) [Metabolic pathways](#) [Oxidative phosphorylation](#)
[Parkinson's disease](#)

Related Disease

[Alzheimer Disease](#) [Alzheimer disease](#) [Bipolar Disorder](#) [Cardiovascular Diseases](#) [Cognition](#)
[Diabetes Mellitus, Type 2](#) [Edema](#) [Genetic Predisposition to Disease](#) [Parkinson Disease](#)
[Parkinson disease](#) [Prostatic Neoplasms](#) [Schizophrenia](#) [Schizophrenia](#)