



# SZABO SCANDIC

Part of Europa Biosite

## Produktinformation



Forschungsprodukte & Biochemikalien



Zellkultur & Verbrauchsmaterial



Diagnostik & molekulare Diagnostik



Laborgeräte & Service

Weitere Information auf den folgenden Seiten!  
See the following pages for more information!



### Lieferung & Zahlungsart

siehe unsere [Liefer- und Versandbedingungen](#)

### Zuschläge

- Mindermengenzuschlag
- Trockeneiszuschlag
- Gefahrgutzuschlag
- Expressversand

### SZABO-SCANDIC HandelsgmbH

Quellenstraße 110, A-1100 Wien

T. +43(0)1 489 3961-0

F. +43(0)1 489 3961-7

[mail@szabo-scandic.com](mailto:mail@szabo-scandic.com)

[www.szabo-scandic.com](http://www.szabo-scandic.com)

[linkedin.com/company/szaboscandic](https://www.linkedin.com/company/szaboscandic) 

## NDUFV2 monoclonal antibody (M03), clone 1A10

Catalog # : H00004729-M03

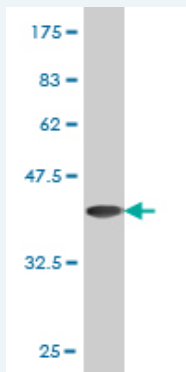
規格 : [ 100 ug ]

[List All](#)

### Specification

<b>Product Description:</b>	Mouse monoclonal antibody raised against a partial recombinant NDUFV2.
<b>Immunogen:</b>	NDUFV2 (NP_066552, 150 a.a. ~ 249 a.a) partial recombinant protein with GST tag. MW of the GST tag alone is 26 KDa.
<b>Sequence:</b>	EAIQKKLGIKVGETTPDKLFTLIEVECLGACVNAPMVQINDNYEDLTAKDIEEIIDELKAGKIPKPGPRSGRFSCPEAGGLTSLTEPPKGGPGFVQAGL
<b>Host:</b>	Mouse
<b>Reactivity:</b>	Human, Mouse, Rat
<b>Isotype:</b>	IgG2a Kappa

**Quality Control Testing:** Antibody Reactive Against Recombinant Protein.



Western Blot detection against Immunogen (36.74 KDa) .

**Storage Buffer:** In 1x PBS, pH 7.4

**Storage Instruction:** Store at -20°C or lower. Aliquot to avoid repeated freezing and thawing.

**MSDS:** [Download](#)


**Datasheet:** [Download](#)

### Applications


Western Blot (Cell lysate)

### Application Image


Western Blot (Cell lysate)




Western Blot (Cell lysate)



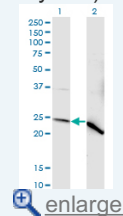
Western Blot (Cell lysate)



Western Blot (Cell lysate)

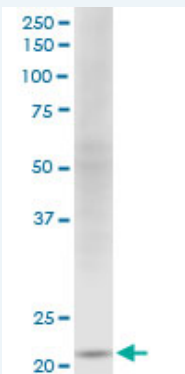


Western Blot (Transfected lysate)



Western Blot (Recombinant protein)

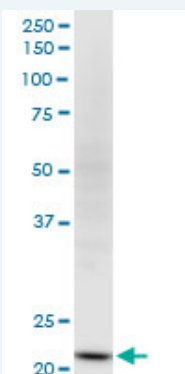
ELISA



NDUFV2 monoclonal antibody (M03), clone 1A10. Western Blot analysis of NDUFV2 expression in PC-12(Cat # L012V1 ).

 [Protocol Download](#)

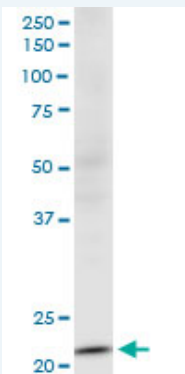
#### Western Blot (Cell lysate)



NDUFV2 monoclonal antibody (M03), clone 1A10. Western Blot analysis of NDUFV2 expression in Raw 264.7(Cat # L024V1 ).

 [Protocol Download](#)

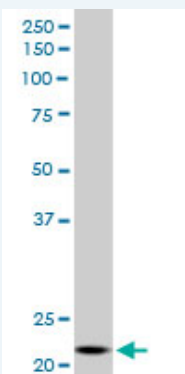
#### Western Blot (Cell lysate)



NDUFV2 monoclonal antibody (M03), clone 1A10. Western Blot analysis of NDUFV2 expression in NIH/3T3(Cat # L018V1 ).

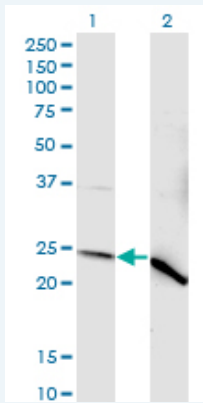
 [Protocol Download](#)

#### Western Blot (Cell lysate)



NDUFV2 monoclonal antibody (M03), clone 1A10. Western Blot analysis of NDUFV2 expression in K-562(Cat # L009V1 ).

### Western Blot (Transfected lysate)



Western Blot analysis of NDUFV2 expression in transfected 293T cell line by NDUFV2 monoclonal antibody (M03), clone 1A10.

Lane 1: NDUFV2 transfected lysate (Predicted MW: 27.4 KDa).

Lane 2: Non-transfected lysate.

### Western Blot (Recombinant protein)

### ELISA

### Gene Information

Entrez GeneID: [4729](#)

GeneBank [NM\\_021074](#)

Accession#:

Protein [NP\\_066552](#)

Accession#:

Gene Name: NDUFV2

Gene Alias: -

Gene NADH dehydrogenase (ubiquinone) flavoprotein 2, 24kDa

Description:

Omim ID: [168600](#), [600532](#)

Gene Ontology: [Hyperlink](#)

Other 24-kDa subunit of Complex I,NADH dehydrogenase (ubiquinone)

Designations: flavoprotein 2 (24kD)

### Gene Pathway

[Alzheimer's disease](#) [Huntington's disease](#) [Metabolic pathways](#) [Oxidative phosphorylation](#)  
[Parkinson's disease](#)

### Related Disease

[Alzheimer Disease](#) [Alzheimer disease](#) [Bipolar Disorder](#) [Cardiovascular Diseases](#) [Cognition](#)  
[Diabetes Mellitus, Type 2](#) [Edema](#) [Genetic Predisposition to Disease](#) [Parkinson Disease](#)  
[Parkinson disease](#) [Prostatic Neoplasms](#) [Schizophrenia](#) [Schizophrenia](#)

