



SZABO SCANDIC

Part of Europa Biosite

Produktinformation



Forschungsprodukte & Biochemikalien



Zellkultur & Verbrauchsmaterial



Diagnostik & molekulare Diagnostik



Laborgeräte & Service

Weitere Information auf den folgenden Seiten!
See the following pages for more information!



Lieferung & Zahlungsart

siehe unsere [Liefer- und Versandbedingungen](#)

Zuschläge

- Mindermengenzuschlag
- Trockeneiszuschlag
- Gefahrgutzuschlag
- Expressversand

SZABO-SCANDIC HandelsgmbH

Quellenstraße 110, A-1100 Wien

T. +43(0)1 489 3961-0

F. +43(0)1 489 3961-7

mail@szabo-scandic.com

www.szabo-scandic.com

[linkedin.com/company/szaboscandic](https://www.linkedin.com/company/szaboscandic) 

NEDD9 purified MaxPab mouse polyclonal antibody (B01P) MaxPab®

Catalog # : H00004739-B01P

規格 : [50 ug]

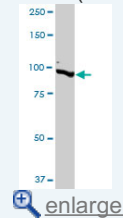
[List All](#)

Specification

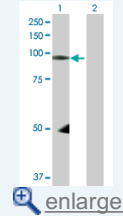
Product Description:	Mouse polyclonal antibody raised against a full-length human NEDD9 protein.
Immunogen:	NEDD9 (NP_006394.1, 1 a.a. ~ 834 a.a) full-length human protein.
Sequence:	MKYKNLMARALYDNVPECAEELAFRKGDILTVIEQNTGGLEGWWLCSLHGRQGIVPGNRVKLLIGPMQETASSHEQPASGLMQQTFGQQKLYQVPPNPQAAPRDTIQVPPSYQNQGGIYQVPTGHGTQEVEYVQVPPSVQRSIGGTS GPHVGGKVITPVRTGHGYVYEYPSRYQKDVIDIPPSHTTQGVYDIPSSAKGPFVSVVGEIKPQGVDIPPTKGVYAIPPSACRDEAGLREKDYDFPPP MRQAGRDLRPEGVDIPPTCTKPAGKDLHVKNCDIPGAAEPVARRHQ SLSPNHPPPQLGQSVGSQNDAYDVPRGVQFLEPPAETSEKANPQERDGVYDVPLHNPPDAKGSRDLDVGINRSLFSSTGSTRSNMSTSSSTSSKESL SASPAQDKRFLDPDTAIERLQRLQQALEMVSSLMALVTTDWRCYGY MERHINEIRTAVDKVELFLKEYLHFVKGAVANAACLPELILHNKMKRELQR VEDSHQILSQTSHDLNECSWSLNLAINKPQNKCDLDRFVMVAKTVPDD AKQLTTTINTNAEALFRPGPGLHLKNGPESIMNSTEYPHGGSQGQLLHP GDHKAQAHNKALPPGLSKEQAPDCSSSDGSEERSWMDYDYVHLQGKE EFERQQKELLEKENIMKQNKMQLEHHQLSQFQLLEQEITKPVENDISKWK PSQSLPTTNSGVAQDRQLLFCFYDQCETHFISLLNAIDALFSCVSSAQP PRIFVAHSKFVILSAHKLVFIDTLTRQVTAQDIRNKVMNSSNQLCEQLKTI VMATKMAALHYPSTTALQEMVHQVTDLSRNAQLFKRSLLEMATF
Host:	Mouse
Reactivity:	Human
Quality Control Testing:	Antibody reactive against mammalian transfected lysate.
Storage Buffer:	In 1x PBS, pH 7.4
Storage Instruction:	Store at -20°C or lower. Aliquot to avoid repeated freezing and thawing.
MSDS:	Download
Datasheet:	Download

Application Image

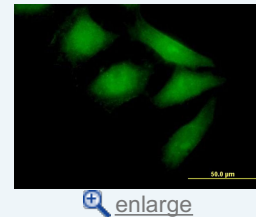
Western Blot (Cell lysate)



Western Blot (Transfected lysate)

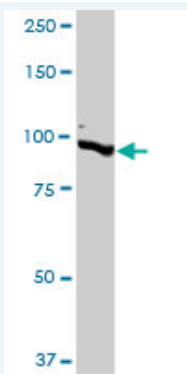


Immunofluorescence



Applications

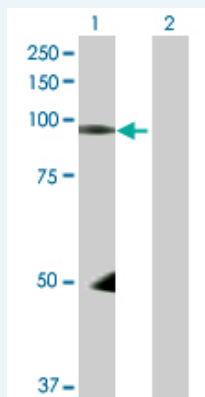
Western Blot (Cell lysate)



NEDD9 MaxPab polyclonal antibody. Western Blot analysis of NEDD9 expression in 293.

[Protocol Download](#)

Western Blot (Transfected lysate)



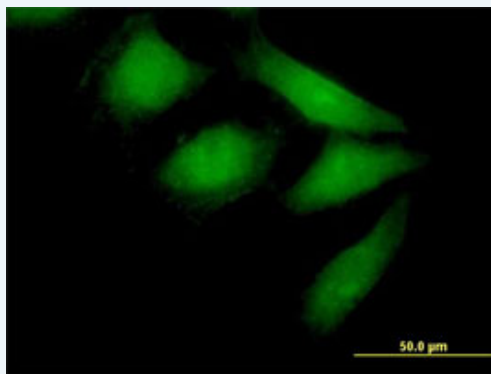
Western Blot analysis of NEDD9 expression in transfected 293T cell line ([H00004739-T01](#)) by NEDD9 MaxPab polyclonal antibody.

Lane 1: NEDD9 transfected lysate(91.74 KDa).

Lane 2: Non-transfected lysate.

[Protocol Download](#)

Immunofluorescence



[enlarge this image](#)

Immunofluorescence of purified MaxPab antibody to NEDD9 on HeLa cell. [antibody concentration 10 ug/ml]

[Protocol Download](#)

Gene Information

Entrez GeneID: [4739](#)

GeneBank [NM_006403](#)

Accession#:

Protein [NP_006394.1](#)

Accession#:

Gene Name: NEDD9

Gene Alias: CAS-L,CAS2,CASL,CASS2,HEF1,dJ49G10.2,dJ761I2.1

Gene Description: neural precursor cell expressed, developmentally down-regulated 9

Omim ID: [602265](#)

Gene Ontology: [Hyperlink](#)

Other Designations: Cas scaffolding protein family member 2,Crk-associated substrate related,OTTHUMP00000016030,cas-like docking,dJ49G10.2 (Enhancer of Filamentation 1 (HEF1)),dJ761I2.1 (enhancer of filamentation (HEF1)),enhancer of filamentation 1

Related Disease

[Alzheimer Disease](#) [Alzheimer disease](#) [Disease Susceptibility](#)
[Genetic Predisposition to Disease](#) [Parkinson Disease](#) [Parkinson disease](#)
[Psychiatric Status Rating Scales](#) [Tobacco Use Disorder](#)

[服務條款](#) | [隱私權政策](#) | [著作及商標](#) | [網站地圖](#)

©2016 亞諾法生技股份有限公司 Abnova Corporation. 版權所有.