



SZABO SCANDIC

Part of Europa Biosite

Produktinformation



Forschungsprodukte & Biochemikalien



Zellkultur & Verbrauchsmaterial



Diagnostik & molekulare Diagnostik



Laborgeräte & Service

Weitere Information auf den folgenden Seiten!
See the following pages for more information!



Lieferung & Zahlungsart

siehe unsere [Liefer- und Versandbedingungen](#)

Zuschläge

- Mindermengenzuschlag
- Trockeneiszuschlag
- Gefahrgutzuschlag
- Expressversand

SZABO-SCANDIC HandelsgmbH

Quellenstraße 110, A-1100 Wien

T. +43(0)1 489 3961-0

F. +43(0)1 489 3961-7

mail@szabo-scandic.com

www.szabo-scandic.com

[linkedin.com/company/szaboscandic](https://www.linkedin.com/company/szaboscandic) 

NEK2 MaxPab mouse polyclonal antibody (B01) MaxPab®

Catalog # : H00004751-B01

規格 : [50 uL]

[List All](#)

Specification

Product Description: Mouse polyclonal antibody raised against a full-length human NEK2 protein.

Immunogen: NEK2 (NP_002488.1, 1 a.a. ~ 445 a.a) full-length human protein.

Sequence:
 MPSRAEDYEVLYTIGTGSYGRCQKIRRKSDGKILVWKELDYGSMTAEK
 QMLVSEVLLRELKHPNIVRYDRIIDRTNTTLYVMEYCEGGDLASVITKG
 TKERQYLDEEFVLRVMTQLTLALKECHRRSDGGHTVLHRDLKPANVFLD
 GKQNVKLGDFGLARILNHDTSFAKTFVGTPTYMSPEQMNRMSYNEKSDI
 WSLGCLLYELCALMPPFTAFSQKELAGKIREGKFRRIPIRYSDDELNEITR
 MLNLKDYHRPSVEEILENPLIADLVADEQRRNLERRGRQLGEPEKSQDSS
 PVLSELKLKEIQLQERERALKAREERLEQKEQELCVRRERLAEDKLARAEN
 LLKNYSLLKERKFLSLASNPPELLNLPSSVIKKKVHFGESKENIMRSENSES
 QLTSKSKCKDLKKRLHAAQLRAQALSDIEKNYQLKSRQILGMR

Host: Mouse

Reactivity: Human, Rat

Quality Control Testing: Antibody reactive against mammalian transfected lysate.

Storage Buffer: No additive

Storage Instruction: Store at -20°C or lower. Aliquot to avoid repeated freezing and thawing.

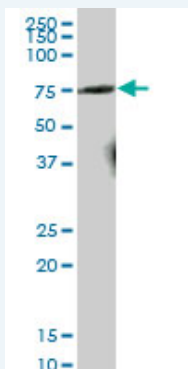
Note: For IHC and IF applications, antibody purification with Protein A will be needed prior to use.

MSDS: [Download](#)

Datasheet: [Download](#)

Applications

Western Blot (Tissue lysate)




NEK2 MaxPab polyclonal antibody. Western Blot analysis of NEK2 expression in rat brain.

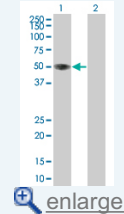
[Protocol Download](#)

Application Image

Western Blot (Tissue lysate)



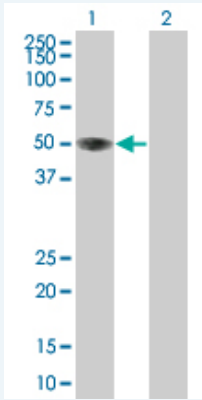
Western Blot (Transfected lysate)



Immunofluorescence



Western Blot (Transfected lysate)



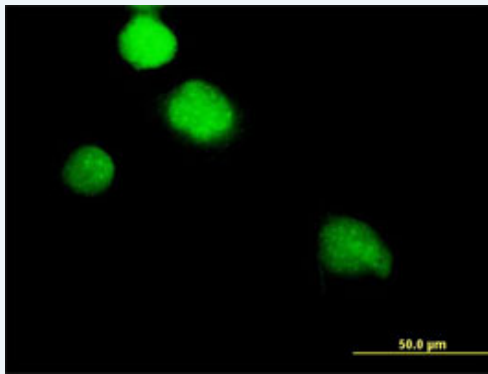
Western Blot analysis of NEK2 expression in transfected 293T cell line ([H00004751-T01](#)) by NEK2 MaxPab polyclonal antibody.

Lane 1: NEK2 transfected lysate(48.95 KDa).

Lane 2: Non-transfected lysate.

[Protocol Download](#)

Immunofluorescence



[enlarge this image](#)

Immunofluorescence of [purified](#) MaxPab antibody to NEK2 on HeLa cell. [antibody concentration 10 ug/ml]

[Protocol Download](#)

Gene Information

Entrez GeneID: [4751](#)

GeneBank [NM_002497.2](#)

Accession#:

Protein [NP_002488.1](#)

Accession#:

Gene Name: NEK2

Gene Alias: HsPK21,NEK2A,NLK1

Gene Description: NIMA (never in mitosis gene a)-related kinase 2

Omim ID: [604043](#)

Gene Ontology: [Hyperlink](#)

Other Designations: OTTHUMP00000035216

Designations:

Related Disease

Breast cancer [Breast Neoplasms](#) [Chromosomal Instability](#)

[Genetic Predisposition to Disease](#) [Kidney Failure](#) [Chronic Obesity](#)
[Ovarian Failure](#) [Premature Puberty](#) [Polycystic Ovary Syndrome](#) [Delayed Puberty](#)
[Precocious Puberty](#) [Thrombophilia](#) [Tobacco Use Disorder](#)

[服務條款](#) | [隱私權政策](#) | [著作及商標](#) | [網站地圖](#)

©2016 亞諾法生技股份有限公司 Abnova Corporation. 版權所有.