



SZABO SCANDIC

Part of Europa Biosite

Produktinformation



Forschungsprodukte & Biochemikalien



Zellkultur & Verbrauchsmaterial



Diagnostik & molekulare Diagnostik



Laborgeräte & Service

Weitere Information auf den folgenden Seiten!
See the following pages for more information!



Lieferung & Zahlungsart

siehe unsere [Liefer- und Versandbedingungen](#)

Zuschläge

- Mindermengenzuschlag
- Trockeneiszuschlag
- Gefahrgutzuschlag
- Expressversand

SZABO-SCANDIC HandelsgmbH

Quellenstraße 110, A-1100 Wien

T. +43(0)1 489 3961-0

F. +43(0)1 489 3961-7

mail@szabo-scandic.com

www.szabo-scandic.com

[linkedin.com/company/szaboscandic](https://www.linkedin.com/company/szaboscandic) 

NEK2 purified MaxPab rabbit polyclonal antibody (D01P) MaxPab®

Catalog # : H00004751-D01P

規格 : [100 ug]

[List All](#)

Specification

Product Description: Rabbit polyclonal antibody raised against a full-length human NEK2 protein.

Immunogen: NEK2 (NP_002488.1, 1 a.a. ~ 445 a.a) full-length human protein.

Sequence:
 MPSRAEDYEVLYTIGTGSYGRCQKIRRKSDGKILVWKELDYGSMTAEK
 QMLVSEVNLLRELKHPNIVRYDRIIDRTNTTLYVMEYCEGGDLASVITKG
 TKERQYLDEEFVLRVMTQLTLALKECHRRSDGGHTVLHRDLKPANVFLD
 GKQNVKLGDFGLARILNHDTSF AKTFVGTPTYMSPEQMNRMSYNEKSDI
 WSLGCLLYELCALMPPFTAFSQKELAGKIREGKFRRIPIRYSDELNEITR
 MLNLKDYHRPSVEEILENPLIADLVADEQRRNLERRGRQLGEPEKSQDSS
 PVLSELKLKEIQLQERERALKAREERLEQKEQELCVRERLAEDKLARAEN
 LLKNYSLLKERKFLSLASNPPELLNLPSSVIKKKVHFSGESKENIMRSENSES
 QLTSKSKCKDLKKRLHAAQLRAQALSDIEKNYQLKSRQILGMR

Host: Rabbit

Reactivity: Human

Quality Control Testing: Antibody reactive against mammalian transfected lysate.

Storage Buffer: In 1x PBS, pH 7.4

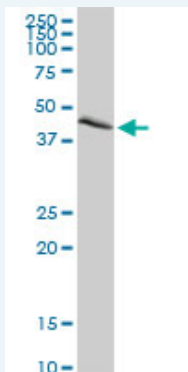
Storage Instruction: Store at -20°C or lower. Aliquot to avoid repeated freezing and thawing.

MSDS: [Download](#)

Datasheet: [Download](#)

Applications

Western Blot (Cell lysate)



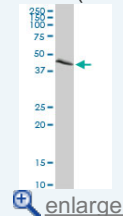
NEK2 MaxPab rabbit polyclonal antibody. Western Blot analysis of NEK2 expression in HeLa.

[Protocol Download](#)

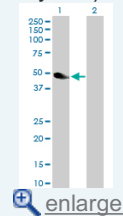
Western Blot (Transfected lysate)

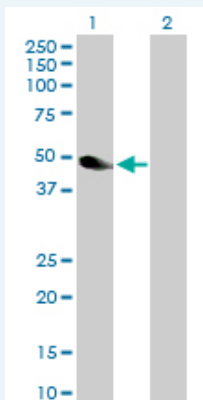
Application Image

Western Blot (Cell lysate)



Western Blot (Transfected lysate)





Western Blot analysis of NEK2 expression in transfected 293T cell line ([H00004751-T02](#)) by NEK2 MaxPab polyclonal antibody.

Lane 1: NEK2 transfected lysate(51.80 KDa).
Lane 2: Non-transfected lysate.

 [Protocol Download](#)

Gene Information

Entrez GeneID: [4751](#)

GeneBank Accession#: [NM_002497.2](#)

Protein Accession#: [NP_002488.1](#)

Gene Name: NEK2

Gene Alias: HsPK21,NEK2A,NLK1

Gene Description: NIMA (never in mitosis gene a)-related kinase 2

Omim ID: [604043](#)

Gene Ontology: [Hyperlink](#)

Other Designations: OTTHUMP00000035216

Related Disease

[Breast cancer](#) [Breast Neoplasms](#) [Chromosomal Instability](#)
[Genetic Predisposition to Disease](#) [Kidney Failure, Chronic](#) [Obesity](#)
[Ovarian Failure, Premature](#) [Polycystic Ovary Syndrome](#) [Puberty, Delayed](#)
[Puberty, Precocious](#) [Thrombophilia](#) [Tobacco Use Disorder](#)