



SZABO SCANDIC

Part of Europa Biosite

Produktinformation



Forschungsprodukte & Biochemikalien



Zellkultur & Verbrauchsmaterial



Diagnostik & molekulare Diagnostik



Laborgeräte & Service

Weitere Information auf den folgenden Seiten!
See the following pages for more information!



Lieferung & Zahlungsart

siehe unsere [Liefer- und Versandbedingungen](#)

Zuschläge

- Mindermengenzuschlag
- Trockeneiszuschlag
- Gefahrgutzuschlag
- Expressversand

SZABO-SCANDIC HandelsgmbH

Quellenstraße 110, A-1100 Wien

T. +43(0)1 489 3961-0

F. +43(0)1 489 3961-7

mail@szabo-scandic.com

www.szabo-scandic.com

[linkedin.com/company/szaboscandic](https://www.linkedin.com/company/szaboscandic) 

NEK2 monoclonal antibody (M02), clone 2F9

Catalog # : H00004751-M02

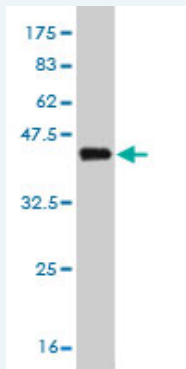
規格 : [100 ug]

[List All](#)

Specification

Product Description:	Mouse monoclonal antibody raised against a partial recombinant NEK2.
Immunogen:	NEK2 (AAH43502, 331 a.a. ~ 445 a.a) partial recombinant protein with GST tag. MW of the GST tag alone is 26 KDa.
Sequence:	EQELCVRERLAEDKLARAENLLKNYSLLKERKFLSLASNPPELLNLPSSVIK KKVHFSGESKENIMRSENSESQLTSSKSKCKDLKKRLHAAQLRAQALSDIE KNYQLKSRQILGMR
Host:	Mouse
Reactivity:	Human, Rat
Isotype:	IgG2a Kappa

Quality Control Testing: Antibody Reactive Against Recombinant Protein.



Western Blot detection against Immunogen (38.28 KDa) .

Storage Buffer: In 1x PBS, pH 7.4

Storage Instruction: Store at -20°C or lower. Aliquot to avoid repeated freezing and thawing.

MSDS: [Download](#)

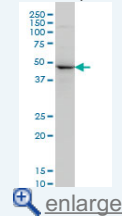
Datasheet: [Download](#)

Applications

Western Blot (Cell lysate)

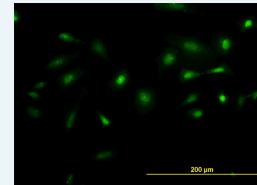
Application Image

Western Blot (Cell lysate)

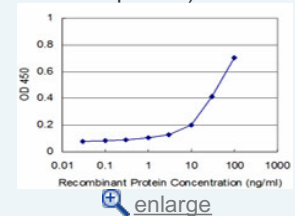


Western Blot (Recombinant protein)

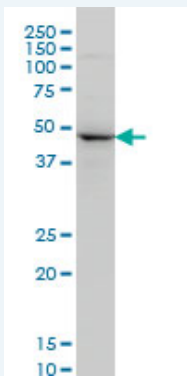
Immunofluorescence



Sandwich ELISA (Recombinant protein)



ELISA



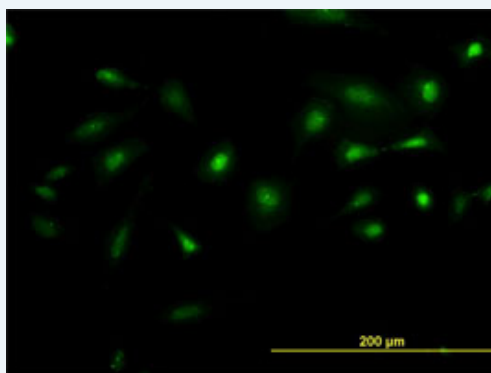
NEK2 monoclonal antibody (M02), clone 2F9 Western Blot analysis of NEK2 expression in PC-12 (Cat # L012V1).

[Protocol Download](#)

Western Blot (Recombinant protein)

[Protocol Download](#)

Immunofluorescence

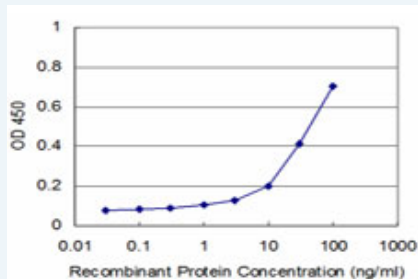


[enlarge this image](#)

Immunofluorescence of monoclonal antibody to NEK2 on HeLa cell. [antibody concentration 30 ug/ml]

[Protocol Download](#)

Sandwich ELISA (Recombinant protein)



Detection limit for recombinant GST tagged NEK2 is approximately 3ng/ml as a capture antibody.

[Protocol Download](#)

ELISA

Gene Information

Entrez GeneID: [4751](#)

GeneBank [BC043502](#)
Accession#:

Protein [AAH43502](#)
Accession#:

Gene Name: NEK2

Gene Alias: HsPK21,NEK2A,NLK1

Gene NIMA (never in mitosis gene a)-related kinase 2

Description:

Omim ID: [604043](#)

Gene Ontology: [Hyperlink](#)

Other OTTHUMP00000035216

Designations:

Related Disease

[Breast cancer](#) [Breast Neoplasms](#) [Chromosomal Instability](#)
[Genetic Predisposition to Disease](#) [Kidney Failure, Chronic](#) [Obesity](#)
[Ovarian Failure, Premature](#) [Polycystic Ovary Syndrome](#) [Puberty, Delayed](#)
[Puberty, Precocious](#) [Thrombophilia](#) [Tobacco Use Disorder](#)

[服務條款](#) | [隱私權政策](#) | [著作及商標](#) | [網站地圖](#)

©2016 亞諾法生技股份有限公司 Abnova Corporation. 版權所有.