



SZABO SCANDIC

Part of Europa Biosite

Produktinformation



Forschungsprodukte & Biochemikalien



Zellkultur & Verbrauchsmaterial



Diagnostik & molekulare Diagnostik



Laborgeräte & Service

Weitere Information auf den folgenden Seiten!
See the following pages for more information!



Lieferung & Zahlungsart

siehe unsere [Liefer- und Versandbedingungen](#)

Zuschläge

- Mindermengenzuschlag
- Trockeneiszuschlag
- Gefahrgutzuschlag
- Expressversand

SZABO-SCANDIC HandelsgmbH

Quellenstraße 110, A-1100 Wien

T. +43(0)1 489 3961-0

F. +43(0)1 489 3961-7

mail@szabo-scandic.com

www.szabo-scandic.com

[linkedin.com/company/szaboscandic](https://www.linkedin.com/company/szaboscandic) 

NEK2 monoclonal antibody (M11), clone 3B7

Catalog # : H00004751-M11

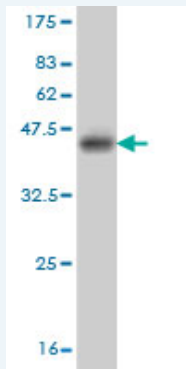
規格 : [100 ug]

[List All](#)

Specification

Product Description:	Mouse monoclonal antibody raised against a partial recombinant NEK2.
Immunogen:	NEK2 (AAH43502, 331 a.a. ~ 445 a.a) partial recombinant protein with GST tag. MW of the GST tag alone is 26 KDa.
Sequence:	EQELCVRERLAEDKLARAENLLKNYSLLKERKFLSLASNPPELLNLPSSVIK KKVHFSGESKENIMRSENSESQLTSKSKCKDLKKRLHAAQLRAQALSDIE KNYQLKSRQILGMR
Host:	Mouse
Reactivity:	Human, Mouse, Rat
Isotype:	IgG2a Kappa

Quality Control Testing: Antibody Reactive Against Recombinant Protein.



Western Blot detection against Immunogen (38.28 KDa) .

Storage Buffer: In 1x PBS, pH 7.4

Storage Instruction: Store at -20°C or lower. Aliquot to avoid repeated freezing and thawing.

MSDS: [Download](#)

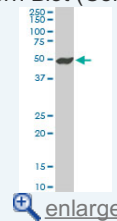
Datasheet: [Download](#)

Applications


Western Blot (Cell lysate)

Application Image


Western Blot (Cell lysate)




Western Blot (Cell lysate)



Western Blot (Cell lysate)

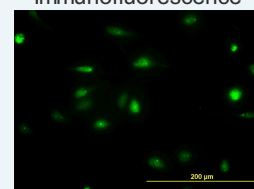


Western Blot (Cell lysate)



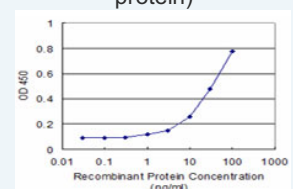
Western Blot (Recombinant protein)

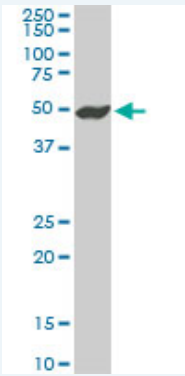
Immunofluorescence



[enlarge](#)

Sandwich ELISA (Recombinant protein)

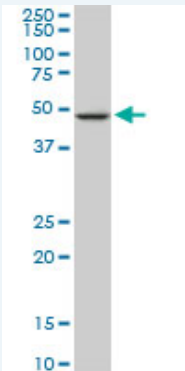




NEK2 monoclonal antibody (M11), clone 3B7. Western Blot analysis of NEK2 expression in PC-12 (Cat # L012V1).

 [Protocol Download](#)

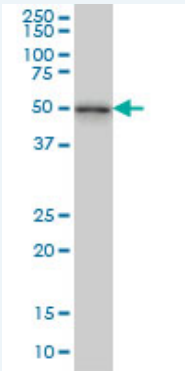
Western Blot (Cell lysate)



NEK2 monoclonal antibody (M11), clone 3B7. Western Blot analysis of NEK2 expression in Raw 264.7 (Cat # L024V1).

 [Protocol Download](#)

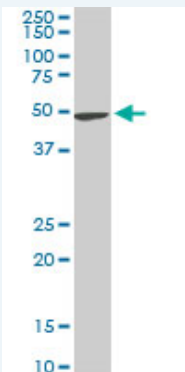
Western Blot (Cell lysate)



NEK2 monoclonal antibody (M11), clone 3B7 Western Blot analysis of NEK2 expression in MCF-7 (Cat # L046V1).

 [Protocol Download](#)

Western Blot (Cell lysate)



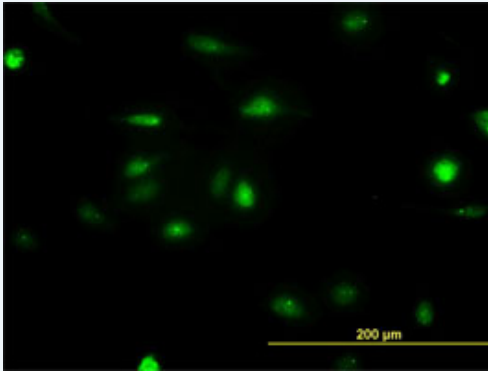
NEK2 monoclonal antibody (M11), clone 3B7. Western Blot analysis of NEK2 expression in NIH/3T3 (Cat # L018V1).


 [Protocol Download](#)

Western Blot (Recombinant protein)

 [Protocol Download](#)

Immunofluorescence

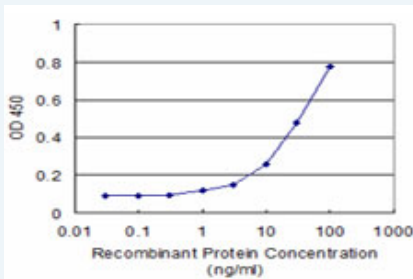


 [enlarge this image](#)

Immunofluorescence of monoclonal antibody to NEK2 on HeLa cell. [antibody concentration 25 ug/ml]

 [Protocol Download](#)

Sandwich ELISA (Recombinant protein)



Detection limit for recombinant GST tagged NEK2 is approximately 3ng/ml as a capture antibody.

 [Protocol Download](#)

ELISA

Gene Information

Entrez GeneID: [4751](#)

GeneBank [BC043502](#)
Accession#:

Protein [AAH43502](#)
Accession#:

Gene Name: NEK2

Gene Alias: HsPK21,NEK2A,NLK1

Gene Description: NIMA (never in mitosis gene a)-related kinase 2

Omim ID: [604043](#)

Gene Ontology: [Hyperlink](#)

Other Designations: OTTHUMP00000035216

Related Disease

[Breast cancer](#) [Breast Neoplasms](#) [Chromosomal Instability](#)
[Genetic Predisposition to Disease](#) [Kidney Failure](#) [Chronic Obesity](#)
[Ovarian Failure](#) [Premature Polycystic Ovary Syndrome](#) [Puberty, Delayed](#)
[Puberty, Precocious](#) [Thrombophilia](#) [Tobacco Use Disorder](#)

[服務條款](#) | [隱私權政策](#) | [著作及商標](#) | [網站地圖](#)

©2016 亞諾法生技股份有限公司 Abnova Corporation. 版權所有.