



# SZABO SCANDIC

Part of Europa Biosite

## Produktinformation



Forschungsprodukte & Biochemikalien



Zellkultur & Verbrauchsmaterial



Diagnostik & molekulare Diagnostik



Laborgeräte & Service

Weitere Information auf den folgenden Seiten!  
See the following pages for more information!



### Lieferung & Zahlungsart

siehe unsere [Liefer- und Versandbedingungen](#)

### Zuschläge

- Mindermengenzuschlag
- Trockeneiszuschlag
- Gefahrgutzuschlag
- Expressversand

### SZABO-SCANDIC HandelsgmbH

Quellenstraße 110, A-1100 Wien

T. +43(0)1 489 3961-0

F. +43(0)1 489 3961-7

[mail@szabo-scandic.com](mailto:mail@szabo-scandic.com)

[www.szabo-scandic.com](http://www.szabo-scandic.com)

[linkedin.com/company/szaboscandic](https://www.linkedin.com/company/szaboscandic) 

## NEU2 polyclonal antibody (A01)

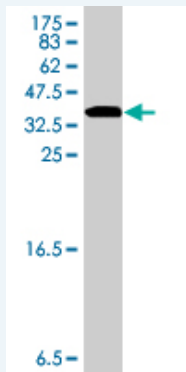
Catalog # : H00004759-A01

規格 : [ 50 uL ]

[List All](#)

### Specification

<b>Product Description:</b>	Mouse polyclonal antibody raised against a partial recombinant NEU2.
<b>Immunogen:</b>	NEU2 (NP_005374, 180 a.a. ~ 268 a.a) partial recombinant protein with GST tag.
<b>Sequence:</b>	AYRKLHPIQRPIPSAFCFLSHDHGRTWARGHFVAQDTLECQVAEVETGE QRVVTLNARSHLRARVQAQSTNDGLDFQESQLVKKLVPEP
<b>Host:</b>	Mouse
<b>Reactivity:</b>	Human, Rat
<b>Quality Control Testing:</b>	Antibody Reactive Against Recombinant Protein.



Western Blot detection against Immunogen (35.9 KDa) .

**Storage Buffer:** 50 % glycerol

**Storage Instruction:** Store at -20°C or lower. Aliquot to avoid repeated freezing and thawing.

**MSDS:** [Download](#)

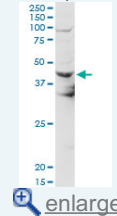
**Datasheet:** [Download](#)

### Applications

Western Blot (Tissue lysate)

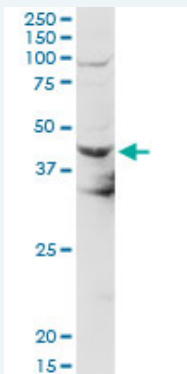
### Application Image

Western Blot (Tissue lysate)



Western Blot (Recombinant protein)

ELISA



NEU2 polyclonal antibody (A01). Western Blot analysis of NEU2 expression in rat brain.

 [Protocol Download](#)

#### Western Blot (Recombinant protein)

 [Protocol Download](#)

#### ELISA

#### Gene Information

Entrez GeneID: [4759](#)

GeneBank [NM\\_005383](#)

Accession#:

Protein [NP\\_005374](#)

Accession#:

Gene Name: NEU2

Gene Alias: MGC129579,SIAL2

Gene Description: sialidase 2 (cytosolic sialidase)

Omim ID: [605528](#)

Gene Ontology: [Hyperlink](#)

**Gene Summary:** This gene belongs to a family of glycohydrolytic enzymes which remove sialic acid residues from glycoproteins and glycolipids. Expression studies in COS7 cells confirmed that this gene encodes a functional sialidase. Its cytosolic localization was demonstrated by cell fractionation experiments. [provided by RefSeq]

**Other Designations:** N-acetyl-alpha-neuraminidase 2,OTTHUMP00000164374, cytosolic sialidase,neuraminidase 2,sialidase 2

#### Gene Pathway

[Other glycan degradation](#) [Sphingolipid metabolism](#)