



SZABO SCANDIC

Part of Europa Biosite

Produktinformation



Forschungsprodukte & Biochemikalien



Zellkultur & Verbrauchsmaterial



Diagnostik & molekulare Diagnostik



Laborgeräte & Service

Weitere Information auf den folgenden Seiten!
See the following pages for more information!



Lieferung & Zahlungsart

siehe unsere [Liefer- und Versandbedingungen](#)

Zuschläge

- Mindermengenzuschlag
- Trockeneiszuschlag
- Gefahrgutzuschlag
- Expressversand

SZABO-SCANDIC HandelsgmbH

Quellenstraße 110, A-1100 Wien

T. +43(0)1 489 3961-0

F. +43(0)1 489 3961-7

mail@szabo-scandic.com

www.szabo-scandic.com

[linkedin.com/company/szaboscandic](https://www.linkedin.com/company/szaboscandic) 

NEUROD1 monoclonal antibody (M02), clone 3D11

Catalog # : H00004760-M02

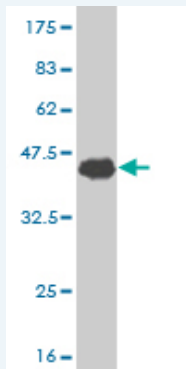
規格 : [100 ug]

[List All](#)

Specification

Product Description:	Mouse monoclonal antibody raised against a partial recombinant NEUROD1.
Immunogen:	NEUROD1 (AAH09046, 201 a.a. ~ 300 a.a) partial recombinant protein with GST tag. MW of the GST tag alone is 26 KDa.
Sequence:	QDMPPHLPTASASFPVHPYSYQSPGLSPPPYGTMDSHVFHVKPPPHAY SAALEPFFESPLTDCTSPSFDGPLSPPLSINGNFSFKHEPSAEFEKNYAF T
Host:	Mouse
Reactivity:	Human
Isotype:	IgG2a Kappa

Quality Control Testing: Antibody Reactive Against Recombinant Protein.



Western Blot detection against Immunogen (36.63 KDa) .

Storage Buffer: In 1x PBS, pH 7.4

Storage Instruction: Store at -20°C or lower. Aliquot to avoid repeated freezing and thawing.

MSDS: [Download](#)


Datasheet: [Download](#)

Applications

Western Blot (Transfected lysate)

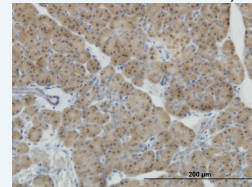
Application Image

Western Blot (Transfected lysate)

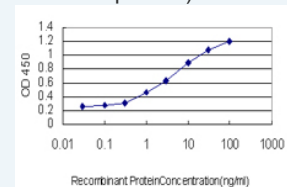


Western Blot (Recombinant protein)

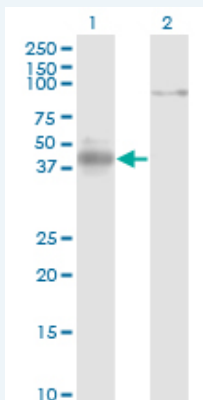
Immunohistochemistry (Formalin/PFA-fixed paraffin-embedded sections)



Sandwich ELISA (Recombinant protein)



ELISA



Western Blot analysis of NEUROD1 expression in transfected 293T cell line by NEUROD1 monoclonal antibody (M02), clone 3D11.

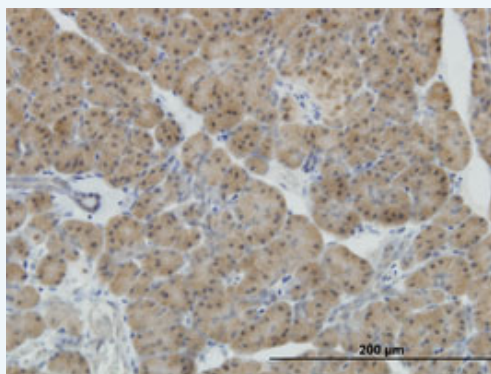
Lane 1: NEUROD1 transfected lysate(39.9 KDa).
Lane 2: Non-transfected lysate.

[Protocol Download](#)

Western Blot (Recombinant protein)

[Protocol Download](#)

Immunohistochemistry (Formalin/PFA-fixed paraffin-embedded sections)

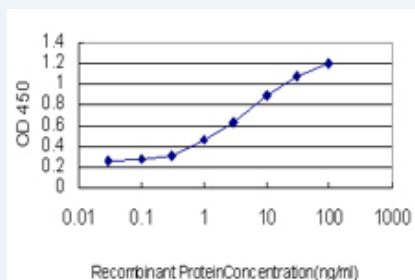


[enlarge this image](#)

Immunoperoxidase of monoclonal antibody to NEUROD1 on formalin-fixed paraffin-embedded human pancreas. [antibody concentration 3 ug/ml]

[Protocol Download](#)

Sandwich ELISA (Recombinant protein)



Detection limit for recombinant GST tagged NEUROD1 is approximately 0.3ng/ml as a capture antibody.

[Protocol Download](#)

ELISA

Gene Information

Entrez GeneID: [4760](#)

GeneBank [BC009046](#)
Accession#:

Protein [AAH09046](#)
Accession#:

Gene Name: NEUROD1

Gene Alias: BETA2,BHF-1,NEUROD,bHLHa3

Gene Description: neurogenic differentiation 1

Omim ID: [125853](#), [601724](#)

Gene Ontology: [Hyperlink](#)

Gene Summary: This gene encodes a member of the NeuroD family of basic helix-loop-helix (bHLH) transcription factors. The protein forms heterodimers with other bHLH proteins and activates transcription of genes that contain a specific DNA sequence known as the E-box. It regulates expression of the insulin gene, and mutations in this gene result in type II diabetes mellitus. [provided by RefSeq]

Other Designations: basic helix-loop-helix transcription factor,beta-cell E-box transactivator 2,neurogenic differentiation factor 1,neurogenic helix-loop-helix protein NEUROD

Gene Pathway

[Maturity onset diabetes of the young](#)

Related Disease

[Albuminuria](#) [Cardiovascular Diseases](#) [Diabetes Mellitus](#) [Diabetes Mellitus, Type 1](#) [Diabetes Mellitus, Type 2](#) [Diabetes, Gestational](#) [Diabetic Nephropathies](#) [Diabetic Retinopathy](#) [Edema](#) [Genetic Predisposition to Disease](#) [Glucose Intolerance](#) [Infant, Newborn, Diseases](#) [Mental Disorders](#) [Obesity](#)

[服務條款](#) | [隱私權政策](#) | [著作及商標](#) | [網站地圖](#)

©2016 亞諾法生技股份有限公司 Abnova Corporation. 版權所有.