



# SZABO SCANDIC

Part of Europa Biosite

## Produktinformation



Forschungsprodukte & Biochemikalien



Zellkultur & Verbrauchsmaterial



Diagnostik & molekulare Diagnostik



Laborgeräte & Service

Weitere Information auf den folgenden Seiten!  
See the following pages for more information!



### Lieferung & Zahlungsart

siehe unsere [Liefer- und Versandbedingungen](#)

### Zuschläge

- Mindermengenzuschlag
- Trockeneiszuschlag
- Gefahrgutzuschlag
- Expressversand

### SZABO-SCANDIC HandelsgmbH

Quellenstraße 110, A-1100 Wien

T. +43(0)1 489 3961-0

F. +43(0)1 489 3961-7

[mail@szabo-scandic.com](mailto:mail@szabo-scandic.com)

[www.szabo-scandic.com](http://www.szabo-scandic.com)

[linkedin.com/company/szaboscandic](https://www.linkedin.com/company/szaboscandic) 

## NFYB monoclonal antibody (M03), clone 5D1

Catalog # : H00004801-M03

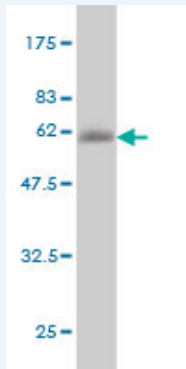
規格 : [ 100 ug ]

[List All](#)

### Specification

<b>Product Description:</b>	Mouse monoclonal antibody raised against a full length recombinant NFYB.
<b>Immunogen:</b>	NFYB (AAH05317, 1 a.a. ~ 207 a.a) full-length recombinant protein with GST tag. MW of the GST tag alone is 26 KDa.
<b>Sequence:</b>	MTMDGDSSTTDASQLGISADYIGGSHYVIQPHDDTEDSMNDHEDTNGSK ESFREQDIYLPANVARIMKNAIPQTGKIAKDAKECVQECVSEFISFITSEAS ERCHQEKRKTINGEDILFAMSTLGFDSYVEPLKLYLQKFREAMKGEKGIG GAVTATDGLSEELTEEAFTNQLPAGLITTDGQQQNMVYTTSYQQISGV QQIQFS
<b>Host:</b>	Mouse
<b>Reactivity:</b>	Human
<b>Isotype:</b>	IgG2a Kappa

**Quality Control Testing:** Antibody Reactive Against Recombinant Protein.



Western Blot detection against Immunogen (48.51 KDa) .

**Storage Buffer:** In 1x PBS, pH 7.4

**Storage Instruction:** Store at -20°C or lower. Aliquot to avoid repeated freezing and thawing.

**MSDS:** [Download](#)

**Datasheet:** [Download](#)

### Applications

**Western Blot (Recombinant protein)**

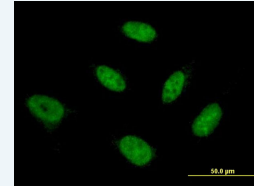
[Protocol Download](#)

**Immunofluorescence**

### Application Image

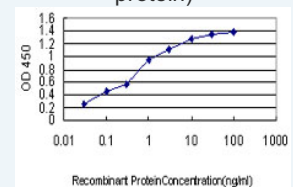
Western Blot (Recombinant protein)

Immunofluorescence



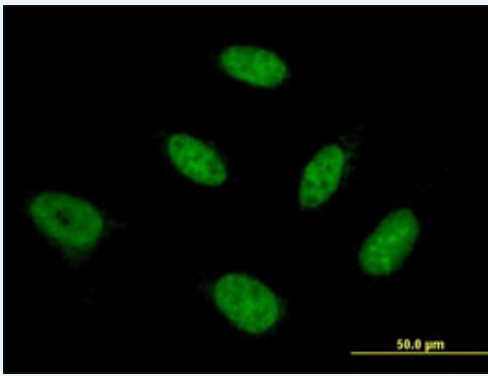
[enlarge](#)

Sandwich ELISA (Recombinant protein)



[enlarge](#)

ELISA

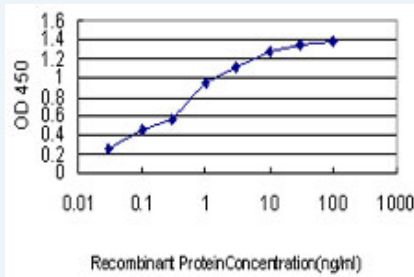


[enlarge this image](#)

Immunofluorescence of monoclonal antibody to NFYB on HeLa cell . [antibody concentration 10 ug/ml]

[Protocol Download](#)

### Sandwich ELISA (Recombinant protein)



Detection limit for recombinant GST tagged NFYB is approximately 0.03ng/ml as a capture antibody.

[Protocol Download](#)

### ELISA

#### Gene Information

Entrez GeneID: [4801](#)

GeneBank [BC005317](#)

Accession#:

Protein [AAH05317](#)

Accession#:

Gene Name: NFYB

Gene Alias: CBF-A,CBF-B,HAP3,NF-YB

Gene Description: nuclear transcription factor Y, beta

Omim ID: [189904](#)

Gene Ontology: [Hyperlink](#)

**Gene Summary:** The protein encoded by this gene is one subunit of a trimeric complex, forming a highly conserved transcription factor that binds with high specificity to CCAAT motifs in the promoter regions in a variety of genes. This gene product, subunit B, forms a tight dimer with the C subunit, a prerequisite for subunit A association. The resulting trimer binds to DNA with high specificity and affinity. Subunits B and C each contain a histone-like motif. Observation of the histone nature of these subunits is supported by two types of evidence; protein sequence alignments and experiments with mutants. [provided by RefSeq]

**Other Designations:** CCAAT-binding transcription factor subunit A, Transcription factor NF-Y, B subunit

## Gene Pathway

Antigen processing and presentation

---

[服務條款](#) | [隱私權政策](#) | [著作及商標](#) | [網站地圖](#)

©2016 亞諾法生技股份有限公司 Abnova Corporation. 版權所有.