



SZABO SCANDIC

Part of Europa Biosite

Produktinformation



Forschungsprodukte & Biochemikalien



Zellkultur & Verbrauchsmaterial



Diagnostik & molekulare Diagnostik



Laborgeräte & Service

Weitere Information auf den folgenden Seiten!
See the following pages for more information!



Lieferung & Zahlungsart

siehe unsere [Liefer- und Versandbedingungen](#)

Zuschläge

- Mindermengenzuschlag
- Trockeneiszuschlag
- Gefahrgutzuschlag
- Expressversand

SZABO-SCANDIC HandelsgmbH

Quellenstraße 110, A-1100 Wien

T. +43(0)1 489 3961-0

F. +43(0)1 489 3961-7

mail@szabo-scandic.com

www.szabo-scandic.com

[linkedin.com/company/szaboscandic](https://www.linkedin.com/company/szaboscandic) 

NFYB monoclonal antibody (M06), clone 1G10

Catalog # : H00004801-M06

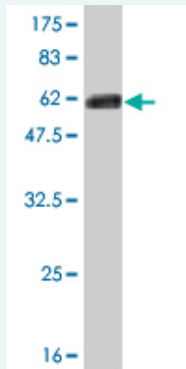
規格 : [100 ug]

[List All](#)

Specification

Product Description:	Mouse monoclonal antibody raised against a full length recombinant NFYB.
Immunogen:	NFYB (AAH05317, 1 a.a. ~ 207 a.a) full-length recombinant protein with GST tag. MW of the GST tag alone is 26 KDa.
Sequence:	MTMDGDSSTTDASQLGISADYIGGSHYVIQPHDDTEDSMNDHEDTNGSK ESFREQDIYLPANVARIMKNAIPQTGKIAKDAKECVQECVSEFISFITSEAS ERCHQEKRKTINGEDILFAMSTLGFDSYVEPLKLYLQKFREAMKGEKGIG GAVTATDGLSEELTEEAFTNQLPAGLITTDGQQQNMVYTTSYQQISGV QQIQFS
Host:	Mouse
Reactivity:	Human
Isotype:	IgG2b Kappa

Quality Control Testing: Antibody Reactive Against Recombinant Protein.



Western Blot detection against Immunogen (48.51 KDa) .

Storage Buffer: In 1x PBS, pH 7.4

Storage Instruction: Store at -20°C or lower. Aliquot to avoid repeated freezing and thawing.

MSDS: [Download](#)

Datasheet: [Download](#)

Applications

Western Blot (Recombinant protein)

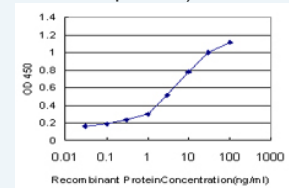
[Protocol Download](#)

Sandwich ELISA (Recombinant protein)

Application Image

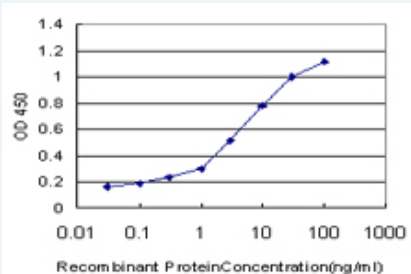
Western Blot (Recombinant protein)

Sandwich ELISA (Recombinant protein)



[enlarge](#)

ELISA



Detection limit for recombinant GST tagged NFYB is approximately 0.3ng/ml as a capture antibody.

 [Protocol Download](#)

ELISA

Gene Information

Entrez GeneID: [4801](#)

GeneBank [BC005317](#)

Accession#:

Protein [AAH05317](#)

Accession#:

Gene Name: NFYB

Gene Alias: CBF-A,CBF-B,HAP3,NF-YB

Gene Description: nuclear transcription factor Y, beta

Omim ID: [189904](#)

Gene Ontology: [Hyperlink](#)

Gene Summary: The protein encoded by this gene is one subunit of a trimeric complex, forming a highly conserved transcription factor that binds with high specificity to CCAAT motifs in the promoter regions in a variety of genes. This gene product, subunit B, forms a tight dimer with the C subunit, a prerequisite for subunit A association. The resulting trimer binds to DNA with high specificity and affinity. Subunits B and C each contain a histone-like motif. Observation of the histone nature of these subunits is supported by two types of evidence; protein sequence alignments and experiments with mutants. [provided by RefSeq]

Other Designations: CCAAT-binding transcription factor subunit A, Transcription factor NF-Y, B subunit

Gene Pathway

[Antigen processing and presentation](#)