



SZABO SCANDIC

Part of Europa Biosite

Produktinformation



Forschungsprodukte & Biochemikalien



Zellkultur & Verbrauchsmaterial



Diagnostik & molekulare Diagnostik



Laborgeräte & Service

Weitere Information auf den folgenden Seiten!
See the following pages for more information!



Lieferung & Zahlungsart

siehe unsere [Liefer- und Versandbedingungen](#)

Zuschläge

- Mindermengenzuschlag
- Trockeneiszuschlag
- Gefahrgutzuschlag
- Expressversand

SZABO-SCANDIC HandelsgmbH

Quellenstraße 110, A-1100 Wien

T. +43(0)1 489 3961-0

F. +43(0)1 489 3961-7

mail@szabo-scandic.com

www.szabo-scandic.com

[linkedin.com/company/szaboscandic](https://www.linkedin.com/company/szaboscandic) 

NFYB Validated Chimera RNAi

Catalog # : H00004801-R01V

規格 : [10 nmol] [20 nmol]

List All

Specification

Product Description: Homo sapiens nuclear transcription factor Y, beta (NFYB), mRNA.

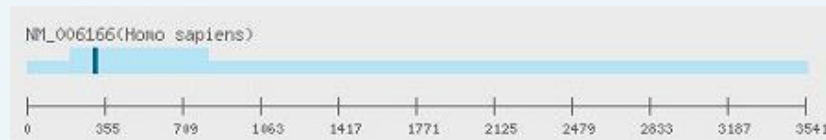
Reactivity: Human

Supplied Product: DEPC water

Target Refseq: NM_006166

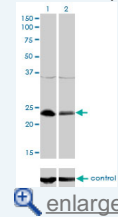
Storage Instruction: Store at -20°C, do not exceed 4 - 5 freeze-thaw cycles to ensure product integrity.

Note: Position of the Chimera RNAi.



Application Image

RNAi Knockdown (Antibody validated)

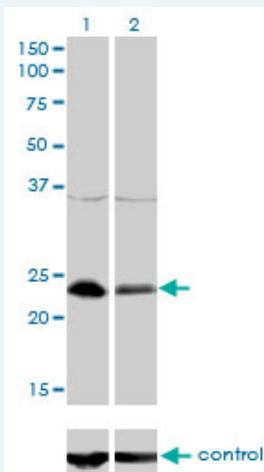


Publication Reference

- [dsCheck: highly sensitive off-target search software for double-stranded RNA-mediated RNA interference.](#)
Naito Y, Yamada T, Matsumiya T, Ui-Tei K, Saigo K, Morishita S. *Nucleic Acids Res.* 2005 Jul 1;33(Web Server issue):W589-91.
- [Functional dissection of siRNA sequence by systematic DNA substitution: modified siRNA with a DNA seed arm is a powerful tool for mammalian gene silencing with significantly reduced off-target effect.](#)
Ui-Tei K, Naito Y, Zenno S, Nishi K, Yamato K, Takahashi F, Juni A, Saigo K. *Nucleic Acids Res.* 2008 Apr;36(7):2136-51. Epub 2008 Feb 11.
- [Guidelines for the selection of highly effective siRNA sequences for mammalian and chick RNA interference.](#)
Ui-Tei K, Naito Y, Takahashi F, Haraguchi T, Ohki-Hamazaki H, Juni A, Ueda R, Saigo K. *Nucleic Acids Res.* 2004 Feb 9;32(3):936-48. Print 2004.
- [siDirect: highly effective, target-specific siRNA design software for mammalian RNA interference.](#)
Naito Y, Yamada T, Ui-Tei K, Morishita S, Saigo K. *Nucleic Acids Res.* 2004 Jul 1;32(Web Server issue):W124-9.

Applications

RNAi Knockdown (Antibody validated)



Western blot analysis of NFYB over-expressed 293 cell line, cotransfected with NFYB Validated Chimera RNAi (Cat # H00004801-R01V) (Lane 2) or non-transfected control (Lane 1). Blot probed with NFYB monoclonal antibody (M01), clone 6H6 (Cat # H00004801-M01). GAPDH (36.1 kDa) used as specificity and loading control.

 [Protocol Download](#)

Gene Information

Entrez GeneID: [4801](#)

Gene Name: NFYB

Gene Alias: CBF-A,CBF-B,HAP3,NF-YB

Gene Description: nuclear transcription factor Y, beta

Omim ID: [189904](#)

Gene Ontology: [Hyperlink](#)

Gene Summary: The protein encoded by this gene is one subunit of a trimeric complex, forming a highly conserved transcription factor that binds with high specificity to CCAAT motifs in the promoter regions in a variety of genes. This gene product, subunit B, forms a tight dimer with the C subunit, a prerequisite for subunit A association. The resulting trimer binds to DNA with high specificity and affinity. Subunits B and C each contain a histone-like motif. Observation of the histone nature of these subunits is supported by two types of evidence; protein sequence alignments and experiments with mutants. [provided by RefSeq]

Other Designations: CCAAT-binding transcription factor subunit A, Transcription factor NF-Y, B subunit

Gene Pathway

[Antigen processing and presentation](#)