



SZABO SCANDIC

Part of Europa Biosite

Produktinformation



Forschungsprodukte & Biochemikalien



Zellkultur & Verbrauchsmaterial



Diagnostik & molekulare Diagnostik



Laborgeräte & Service

Weitere Information auf den folgenden Seiten!
See the following pages for more information!



Lieferung & Zahlungsart

siehe unsere [Liefer- und Versandbedingungen](#)

Zuschläge

- Mindermengenzuschlag
- Trockeneiszuschlag
- Gefahrgutzuschlag
- Expressversand

SZABO-SCANDIC HandelsgmbH

Quellenstraße 110, A-1100 Wien

T. +43(0)1 489 3961-0

F. +43(0)1 489 3961-7

mail@szabo-scandic.com

www.szabo-scandic.com

[linkedin.com/company/szaboscandic](https://www.linkedin.com/company/szaboscandic) 

NGFR purified MaxPab rabbit polyclonal antibody (D01P) MaxPab®

Catalog # : H00004804-D01P

規格 : [100 ug]

[List All](#)

Specification

Product Description: Rabbit polyclonal antibody raised against a full-length human NGFR protein.

Immunogen: NGFR (NP_002498.1, 1 a.a. ~ 427 a.a) full-length human protein.

Sequence:
 MGAGATGRAMDGPRLLLLLLLLLVSLGGAKEACPTGLYTHSGECCACN
 LGEGVAQPCGANQTVCEPCLDSVTFSDVVSATEPCKPCTECVGLQSMS
 APCVEADDAVCRCAYGYQDETTGRCEACRVCEAGSGLVFSCQDKQN
 TVCEECPDGTYSDEANHVDPLPCTVCECTERQLRECTRWADAECEEI
 PGRWITRSTPPEGSdstapstQEPEAPPEQDLIASTVAGWTTVMGSSQ
 PVVTRGTTDNLIPVYCSILAAVVVGLVAYIAFKRWNSCKQNKQGANSRPV
 NQTPPPEGEKLSHDSGISVDSQSLHDQQPHTQTASGQALKGDGGLYSS
 LPPAKREEVEKLLNGSAGDTWRHLAGELGYQPEHIDSF THEACPVRALL
 ASWATQDSATLDALLAALRRIQRADLVESLCSESTATSPV

Host: Rabbit

Reactivity: Human, Rat

Quality Control Testing: Antibody reactive against mammalian transfected lysate.

Storage Buffer: In 1x PBS, pH 7.4

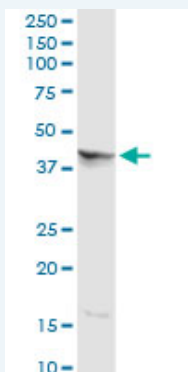
Storage Instruction: Store at -20°C or lower. Aliquot to avoid repeated freezing and thawing.

MSDS: [Download](#)

Datasheet: [Download](#)

Applications

Western Blot (Tissue lysate)



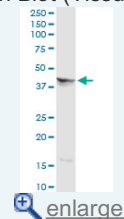
NGFR MaxPab rabbit polyclonal antibody. Western Blot analysis of NGFR expression in rat adipocytes.

[Protocol Download](#)

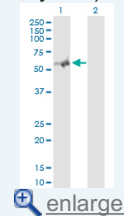
Western Blot (Transfected lysate)

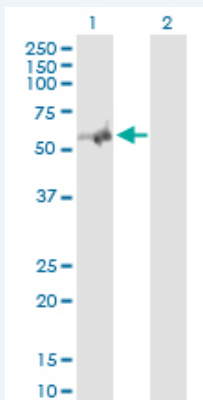
Application Image

Western Blot (Tissue lysate)



Western Blot (Transfected lysate)





Western Blot analysis of NGFR expression in transfected 293T cell line ([H00004804-T01](#)) by NGFR MaxPab polyclonal antibody.

Lane 1: NGFR transfected lysate(45.20 KDa).

Lane 2: Non-transfected lysate.

 [Protocol Download](#)

Gene Information

Entrez GeneID: [4804](#)

GeneBank [NM_002507](#)

Accession#:

Protein [NP_002498.1](#)

Accession#:

Gene Name: NGFR

Gene Alias: CD271,Gp80-LNGFR,TNFRSF16,p75(NTR),p75NTR

Gene nerve growth factor receptor (TNFR superfamily, member 16)

Description:

Omim ID: [162010](#)

Gene Ontology: [Hyperlink](#)

Gene Summary: Nerve growth factor receptor contains an extracellular domain containing four 40-amino acid repeats with 6 cysteine residues at conserved positions followed by a serine/threonine-rich region, a single transmembrane domain, and a 155-amino acid cytoplasmic domain. The cysteine-rich region contains the nerve growth factor binding domain. [provided by RefSeq]

Other low affinity nerve growth factor receptor,low-affinity nerve growth factor
Designations: receptor,nerve growth factor receptor

Gene Pathway

[Cytokine-cytokine receptor interaction](#) [Neurotrophin signaling pathway](#)

Related Disease

[Alzheimer Disease](#) [Alzheimer disease](#) [Asperger Syndrome](#) [Asthma](#) [Asthma](#)
[Attention Deficit Disorder with Hyperactivity](#) [Autistic Disorder](#) [Bronchiolitis, Viral](#)
[Celiac Disease](#) [Depressive Disorder](#) [Depressive Disorder, Major](#) [Disease Models, Animal](#)
[Eating Disorders](#) [Genetic Diseases, Inborn](#) [Genetic Predisposition to Disease](#)
[Infant, Premature, Diseases](#) [Kidney Failure, Chronic](#) [Mental Disorders](#) [Multiple Sclerosis](#)

... see more

