



# SZABO SCANDIC

Part of Europa Biosite

## Produktinformation



Forschungsprodukte & Biochemikalien



Zellkultur & Verbrauchsmaterial



Diagnostik & molekulare Diagnostik



Laborgeräte & Service

Weitere Information auf den folgenden Seiten!  
See the following pages for more information!



### Lieferung & Zahlungsart

siehe unsere [Liefer- und Versandbedingungen](#)

### Zuschläge

- Mindermengenzuschlag
- Trockeneiszuschlag
- Gefahrgutzuschlag
- Expressversand

### SZABO-SCANDIC HandelsgmbH

Quellenstraße 110, A-1100 Wien

T. +43(0)1 489 3961-0

F. +43(0)1 489 3961-7

[mail@szabo-scandic.com](mailto:mail@szabo-scandic.com)

[www.szabo-scandic.com](http://www.szabo-scandic.com)

[linkedin.com/company/szaboscandic](https://www.linkedin.com/company/szaboscandic) 



# NHLH1 MaxPab mouse polyclonal antibody (B01) MaxPab®

Catalog # : H00004807-B01

規格 : [ 50 uL ]

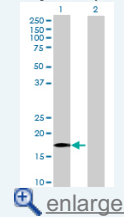
[List All](#)

## Specification

<b>Product Description:</b>	Mouse polyclonal antibody raised against a full-length human NHLH1 protein.
<b>Immunogen:</b>	NHLH1 (NP_005589.1, 1 a.a. ~ 133 a.a) full-length human protein.
<b>Sequence:</b>	MMLNSDTMELDLPPTHSETESGFSDCGGGAGPDGAGPGGPGGGQAR GPEPGEPGRKDLQHLRSREERRRRRATAKYRTAHATRERIRVEAFNLAF AELRKLPTLPPDKKLSKIEILRLAICYISYLNHVLDV
<b>Host:</b>	Mouse
<b>Reactivity:</b>	Human
<b>Quality Control Testing:</b>	Antibody reactive against mammalian transfected lysate.
<b>Storage Buffer:</b>	No additive
<b>Storage Instruction:</b>	Store at -20°C or lower. Aliquot to avoid repeated freezing and thawing.
<b>Note:</b>	For IHC and IF applications, antibody purification with Protein A will be needed prior to use.
<b>MSDS:</b>	 <a href="#">Download</a>
<b>Datasheet:</b>	 <a href="#">Download</a>

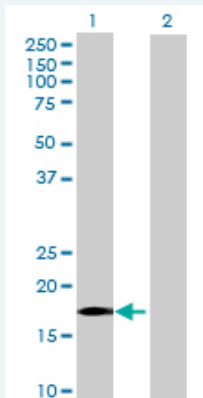
## Application Image

Western Blot (Transfected lysate)



## Applications

### Western Blot (Transfected lysate)



Western Blot analysis of NHLH1 expression in transfected 293T cell line ([H00004807-T01](#)) by NHLH1 MaxPab polyclonal antibody.

Lane 1: NHLH1 transfected lysate(14.63 KDa).  
Lane 2: Non-transfected lysate.

 [Protocol Download](#)

## Gene Information

**Entrez GeneID:** [4807](#)

**GeneBank  
Accession#:** [NM\\_005598.2](#)

**Protein  
Accession#:** [NP\\_005589.1](#)

**Gene Name:** NHLH1

**Gene Alias:** HEN1,NSCL,NSCL1,bHLHa35

**Gene  
Description:** nescient helix loop helix 1

**Omim ID:** [162360](#)

**Gene Ontology:** [Hyperlink](#)

**Gene Summary:** The helix-loop-helix (HLH) proteins are a family of putative transcription factors, some of which have been shown to play an important role in growth and development of a wide variety of tissues and species. Four members of this family have been clearly implicated in tumorigenesis via their involvement in chromosomal translocations in lymphoid tumors: MYC (MIM 190080), LYL1 (MIM 151440), E2A (MIM 147141), and SCL (MIM 187040).[supplied by OMIM]

**Other  
Designations:** OTTHUMP00000031860

[服務條款](#) | [隱私權政策](#) | [著作及商標](#) | [網站地圖](#)

©2016 亞諾法生技股份有限公司 Abnova Corporation. 版權所有.