



SZABO SCANDIC

Part of Europa Biosite

Produktinformation



Forschungsprodukte & Biochemikalien



Zellkultur & Verbrauchsmaterial



Diagnostik & molekulare Diagnostik



Laborgeräte & Service

Weitere Information auf den folgenden Seiten!
See the following pages for more information!



Lieferung & Zahlungsart

siehe unsere [Liefer- und Versandbedingungen](#)

Zuschläge

- Mindermengenzuschlag
- Trockeneiszuschlag
- Gefahrgutzuschlag
- Expressversand

SZABO-SCANDIC HandelsgmbH

Quellenstraße 110, A-1100 Wien

T. +43(0)1 489 3961-0

F. +43(0)1 489 3961-7

mail@szabo-scandic.com

www.szabo-scandic.com

[linkedin.com/company/szaboscandic](https://www.linkedin.com/company/szaboscandic) 



NHLH1 purified MaxPab mouse polyclonal antibody (B01P) MaxPab®

Catalog # : H00004807-B01P

規格 : [50 ug]

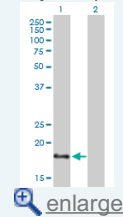
[List All](#)

Specification

Product Description:	Mouse polyclonal antibody raised against a full-length human NHLH1 protein.
Immunogen:	NHLH1 (NP_005589.1, 1 a.a. ~ 133 a.a) full-length human protein.
Sequence:	MMLNSDTMELDLPPTHSETESGFSDCGGGAGPDGAGPGGPGGGQAR GPEPGEPGRKDLQHLRSREERRRRRATAKYRTAHATRERIRVEAFNLAF AELRKLLPTLPPDKKLSKIEILRLAICYISYLNHVLDV
Host:	Mouse
Reactivity:	Human
Quality Control Testing:	Antibody reactive against mammalian transfected lysate.
Storage Buffer:	In 1x PBS, pH 7.4
Storage Instruction:	Store at -20°C or lower. Aliquot to avoid repeated freezing and thawing.
MSDS:	 Download
Datasheet:	 Download

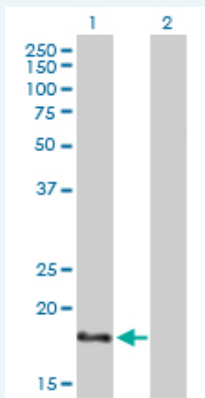
Application Image

Western Blot (Transfected lysate)



Applications

Western Blot (Transfected lysate)



Western Blot analysis of NHLH1 expression in transfected 293T cell line ([H00004807-T01](#)) by NHLH1 MaxPab polyclonal antibody.

Lane 1: NHLH1 transfected lysate(14.63 kDa).
Lane 2: Non-transfected lysate.

 [Protocol Download](#)

Gene Information

Entrez GeneID: [4807](#)

GeneBank [NM_005598.2](#)
Accession#:

Protein [NP_005589.1](#)
Accession#:

Gene Name: NHLH1

Gene Alias: HEN1, NSCL, NSCL1, bHLHa35

Gene nescient helix loop helix 1
Description:

Omim ID: [162360](#)

Gene Ontology: [Hyperlink](#)

Gene Summary: The helix-loop-helix (HLH) proteins are a family of putative transcription factors, some of which have been shown to play an important role in growth and development of a wide variety of tissues and species. Four members of this family have been clearly implicated in tumorigenesis via their involvement in chromosomal translocations in lymphoid tumors: MYC (MIM 190080), LYL1 (MIM 151440), E2A (MIM 147141), and SCL (MIM 187040).[supplied by OMIM]

Other OTTHUMP00000031860
Designations:

[服務條款](#) | [隱私權政策](#) | [著作及商標](#) | [網站地圖](#)

©2016 亞諾法生技股份有限公司 Abnova Corporation. 版權所有.