



SZABO SCANDIC

Part of Europa Biosite

Produktinformation



Forschungsprodukte & Biochemikalien



Zellkultur & Verbrauchsmaterial



Diagnostik & molekulare Diagnostik



Laborgeräte & Service

Weitere Information auf den folgenden Seiten!
See the following pages for more information!



Lieferung & Zahlungsart

siehe unsere [Liefer- und Versandbedingungen](#)

Zuschläge

- Mindermengenzuschlag
- Trockeneiszuschlag
- Gefahrgutzuschlag
- Expressversand

SZABO-SCANDIC HandelsgmbH

Quellenstraße 110, A-1100 Wien

T. +43(0)1 489 3961-0

F. +43(0)1 489 3961-7

mail@szabo-scandic.com

www.szabo-scandic.com

[linkedin.com/company/szaboscandic](https://www.linkedin.com/company/szaboscandic) 

NHLH2 monoclonal antibody (M03), clone 3E11

Catalog # : H00004808-M03

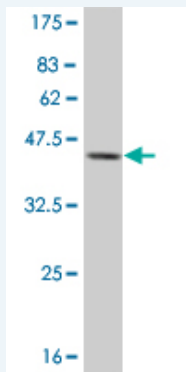
規格 : [100 ug]

[List All](#)

Specification

Product Description:	Mouse monoclonal antibody raised against a full length recombinant NHLH2.
Immunogen:	NHLH2 (NP_005590, 36 a.a. ~ 135 a.a) full length recombinant protein with GST tag. MW of the GST tag alone is 26 KDa.
Sequence:	SDLEPVEEAEGDGKGGSSRAALYPHPQQLSREEKRRRRRATAKYRSAHA TR ERIRVEAFNLAFaelrKLLPTLPDPKKLSKIEILRLAICYISYLNHVLDV
Host:	Mouse
Reactivity:	Human
Isotype:	IgG2a Kappa

Quality Control Testing: Antibody Reactive Against Recombinant Protein.



Western Blot detection against Immunogen (37 KDa) .

Storage Buffer: In 1x PBS, pH 7.4

Storage Instruction: Store at -20°C or lower. Aliquot to avoid repeated freezing and thawing.

MSDS: [Download](#)

Datasheet: [Download](#)

Applications

Western Blot (Recombinant protein)

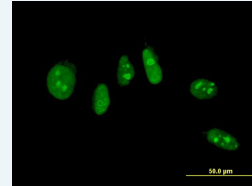
[Protocol Download](#)

Immunofluorescence

Application Image

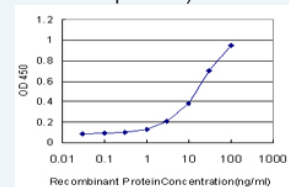
Western Blot (Recombinant protein)

Immunofluorescence



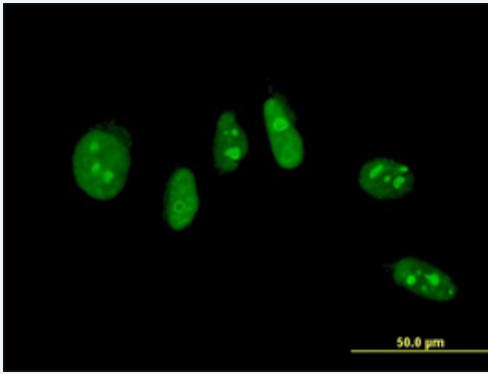
[enlarge](#)

Sandwich ELISA (Recombinant protein)



[enlarge](#)

ELISA

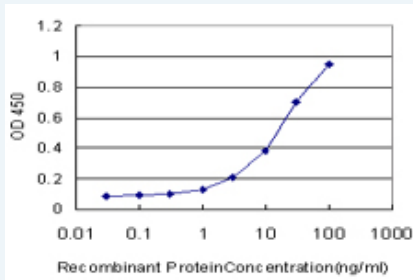


[enlarge this image](#)

Immunofluorescence of monoclonal antibody to NHLH2 on HeLa cell . [antibody concentration 10 ug/ml]

[Protocol Download](#)

Sandwich ELISA (Recombinant protein)



Detection limit for recombinant GST tagged NHLH2 is approximately 0.3ng/ml as a capture antibody.

[Protocol Download](#)

ELISA

Gene Information

Entrez GeneID: [4808](#)

GeneBank Accession#: [NM_005599](#)

Protein Accession#: [NP_005590](#)

Gene Name: NHLH2

Gene Alias: HEN2, KIAA0490, NSCL2, bHLHa34

Gene Description: nescient helix loop helix 2

Omim ID: [162361](#)

Gene Ontology: [Hyperlink](#)

Other Designations: OTTHUMP00000013748

Related Disease

[Arthritis, Rheumatoid Genetic Predisposition to Disease](#)

