



# SZABO SCANDIC

Part of Europa Biosite

## Produktinformation



Forschungsprodukte & Biochemikalien



Zellkultur & Verbrauchsmaterial



Diagnostik & molekulare Diagnostik



Laborgeräte & Service

Weitere Information auf den folgenden Seiten!  
See the following pages for more information!



### Lieferung & Zahlungsart

siehe unsere [Liefer- und Versandbedingungen](#)

### Zuschläge

- Mindermengenzuschlag
- Trockeneiszuschlag
- Gefahrgutzuschlag
- Expressversand

### SZABO-SCANDIC HandelsgmbH

Quellenstraße 110, A-1100 Wien

T. +43(0)1 489 3961-0

F. +43(0)1 489 3961-7

[mail@szabo-scandic.com](mailto:mail@szabo-scandic.com)

[www.szabo-scandic.com](http://www.szabo-scandic.com)

[linkedin.com/company/szaboscandic](https://www.linkedin.com/company/szaboscandic) 



# NINJ2 purified MaxPab mouse polyclonal antibody (B02P) MaxPab®

Catalog # : H00004815-B02P

規格 : [ 50 ug ]

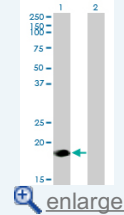
[List All](#)

## Specification

<b>Product Description:</b>	Mouse polyclonal antibody raised against a full-length human NINJ2 protein.
<b>Immunogen:</b>	NINJ2 (NP_057617.2, 1 a.a. ~ 188 a.a) full-length human protein.
<b>Sequence:</b>	MAGLSRQLCALSHPKKAAETQTAEPGGAAHVCSRHPVRVKGLEGSEME SARENIDLQPGSSDPRSQPINLNHYATKKSVAESMLDVALFMSNAMRLKA VLEQGPSSHYYTTLVTLISLSLLLQWVIGVLLVVIARLNLNEVEKQWRLNQ LNNAATILVFFTWVINVFITAFGAHKTGFLAARASNPL
<b>Host:</b>	Mouse
<b>Reactivity:</b>	Human
<b>Quality Control Testing:</b>	Antibody reactive against mammalian transfected lysate.
<b>Storage Buffer:</b>	In 1x PBS, pH 7.4
<b>Storage Instruction:</b>	Store at -20°C or lower. Aliquot to avoid repeated freezing and thawing.
<b>MSDS:</b>	 <a href="#">Download</a>
<b>Datasheet:</b>	 <a href="#">Download</a>

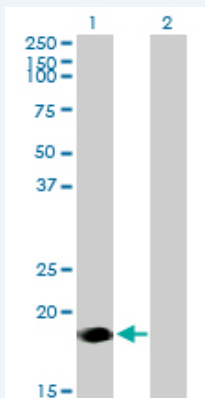
## Application Image

Western Blot (Transfected lysate)



## Applications

### Western Blot (Transfected lysate)



Western Blot analysis of NINJ2 expression in transfected 293T cell line ([H00004815-T02](#)) by NINJ2 MaxPab polyclonal antibody.

Lane 1: NINJ2 transfected lysate(20.68 kDa).  
Lane 2: Non-transfected lysate.

 [Protocol Download](#)

## Gene Information

Entrez GeneID: [4815](#)

GeneBank Accession#: [NM\\_016533.4](#)

Protein Accession#: [NP\\_057617.2](#)

Gene Name: NINJ2

Gene Alias: FLJ56349

Gene Description: ninjurin 2

Omim ID: [607297](#)

Gene Ontology: [Hyperlink](#)

**Gene Summary:** Cell adhesion molecules mediate cell-to-cell and cell-to-extracellular matrix interactions during development, differentiation, and regeneration of the peripheral nervous system. NINJ2 is upregulated in Schwann cells in the distal nerve segment after peripheral nerve injury and can promote neurite outgrowth.[supplied by OMIM]

Other Designations: -

#### Related Disease

[Brain Ischemia](#) [Genetic Predisposition to Disease](#) [Stroke](#)

[服務條款](#) | [隱私權政策](#) | [著作及商標](#) | [網站地圖](#)

©2016 亞諾法生技股份有限公司 Abnova Corporation. 版權所有.