



# SZABO SCANDIC

Part of Europa Biosite

## Produktinformation



Forschungsprodukte & Biochemikalien



Zellkultur & Verbrauchsmaterial



Diagnostik & molekulare Diagnostik



Laborgeräte & Service

Weitere Information auf den folgenden Seiten!  
See the following pages for more information!



### Lieferung & Zahlungsart

siehe unsere [Liefer- und Versandbedingungen](#)

### Zuschläge

- Mindermengenzuschlag
- Trockeneiszuschlag
- Gefahrgutzuschlag
- Expressversand

### SZABO-SCANDIC HandelsgmbH

Quellenstraße 110, A-1100 Wien

T. +43(0)1 489 3961-0

F. +43(0)1 489 3961-7

[mail@szabo-scandic.com](mailto:mail@szabo-scandic.com)

[www.szabo-scandic.com](http://www.szabo-scandic.com)

[linkedin.com/company/szaboscandic](https://www.linkedin.com/company/szaboscandic) 

## NKX3-1 monoclonal antibody (M01), clone 3H6

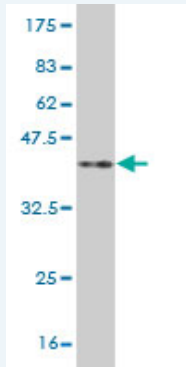
Catalog # : H00004824-M01

規格 : [ 100 ug ]

[List All](#)

### Specification

<b>Product Description:</b>	Mouse monoclonal antibody raised against a partial recombinant NKX3-1.
<b>Immunogen:</b>	NKX3-1 (NP_006158, 100 a.a. ~ 209 a.a) partial recombinant protein with GST tag. MW of the GST tag alone is 26 KDa.
<b>Sequence:</b>	GSYLLDSENTSGALPRLPQTPKQPQKRSRAAFSHTQVIELERKFSHQKY LSAPER AHLAKNLKLTETQVKIWFQNRRYKTKRKQLSSELGDLEKHS SLP ALKEEAFSRAS
<b>Host:</b>	Mouse
<b>Reactivity:</b>	Human
<b>Isotype:</b>	IgG2a Kappa
<b>Quality Control Testing:</b>	Antibody Reactive Against Recombinant Protein.



Western Blot detection against Immunogen (37.84 KDa) .

**Storage Buffer:** In 1x PBS, pH 7.4

**Storage Instruction:** Store at -20°C or lower. Aliquot to avoid repeated freezing and thawing.

**MSDS:** [Download](#)

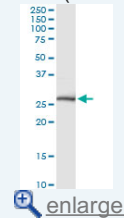
**Datasheet:** [Download](#)

### Applications

Western Blot (Tissue lysate)

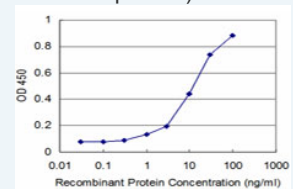
### Application Image

Western Blot (Tissue lysate)

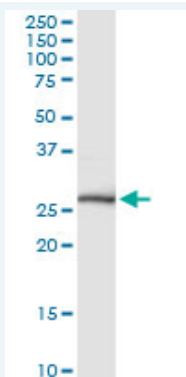


Western Blot (Recombinant protein)

Sandwich ELISA (Recombinant protein)



ELISA



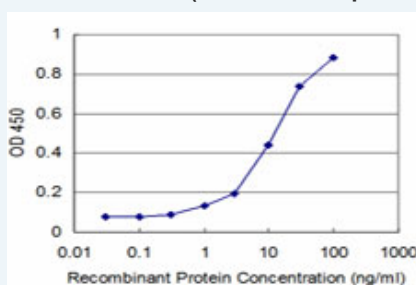
NKX3-1 monoclonal antibody (M01), clone 3H6. Western Blot analysis of NKX3-1 expression in human colon.

[Protocol Download](#)

#### Western Blot (Recombinant protein)

[Protocol Download](#)

#### Sandwich ELISA (Recombinant protein)



Detection limit for recombinant GST tagged NKX3-1 is approximately 1ng/ml as a capture antibody.

[Protocol Download](#)

#### ELISA

#### Gene Information

Entrez GeneID: [4824](#)

GeneBank [NM\\_006167](#)

Accession#:

Protein [NP\\_006158](#)

Accession#:

Gene Name: NKX3-1

Gene Alias: BAPX2,NKX3,NKX3.1,NKX3A

Gene NK3 homeobox 1

Description:

Omim ID: [602041](#)

Gene Ontology: [Hyperlink](#)

**Gene Summary:** The homeodomain-containing transcription factor NKX3-1 is a putative prostate tumor suppressor that is expressed in a largely prostate-specific and androgen-regulated manner. Loss of NKX3-1 protein expression is a common finding in human prostate carcinomas and prostatic intraepithelial neoplasia.[supplied by OMIM]

**Other Designations:** NK homeobox, family 3, A,NK3 transcription factor homolog A,NK3 transcription factor related, locus 1,OTTHUMP00000123534

## Gene Pathway

---

[Pathways in cancer](#) [Prostate cancer](#)

## Related Disease

---

[Disease Susceptibility](#) [Genetic Predisposition to Disease](#) [Ovarian cancer](#) [Prostate cancer](#)  
[Prostatic Neoplasms](#)

---

[服務條款](#) | [隱私權政策](#) | [著作及商標](#) | [網站地圖](#)

©2016 亞諾法生技股份有限公司 Abnova Corporation. 版權所有.