



SZABO SCANDIC

Part of Europa Biosite

Produktinformation



Forschungsprodukte & Biochemikalien



Zellkultur & Verbrauchsmaterial



Diagnostik & molekulare Diagnostik



Laborgeräte & Service

Weitere Information auf den folgenden Seiten!
See the following pages for more information!



Lieferung & Zahlungsart

siehe unsere [Liefer- und Versandbedingungen](#)

Zuschläge

- Mindermengenzuschlag
- Trockeneiszuschlag
- Gefahrgutzuschlag
- Expressversand

SZABO-SCANDIC HandelsgmbH

Quellenstraße 110, A-1100 Wien

T. +43(0)1 489 3961-0

F. +43(0)1 489 3961-7

mail@szabo-scandic.com

www.szabo-scandic.com

[linkedin.com/company/szaboscandic](https://www.linkedin.com/company/szaboscandic) 

NKX3-1 monoclonal antibody (M03), clone 3C1

Catalog # : H00004824-M03

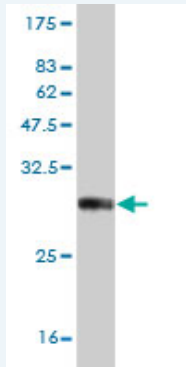
規格 : [100 ug]

[List All](#)

Specification

Product Description:	Mouse monoclonal antibody raised against a partial recombinant NKX3-1.
Immunogen:	NKX3-1 (NP_006158, 100 a.a. ~ 209 a.a) partial recombinant protein with GST tag. MW of the GST tag alone is 26 KDa.
Sequence:	GSYLLDSENTSGALPRLPQTPKQPQKRSRAAFSHTQVIELERKFSHQKY LSAPER AHLAKNLKLTETQVKIWFQNRRYKTKRKQLSSELGDLEKHS LP ALKEEAFSRAS
Host:	Mouse
Reactivity:	Human
Isotype:	IgG2b Kappa

Quality Control Testing: Antibody Reactive Against Recombinant Protein.



Western Blot detection against Immunogen (37.84 KDa) .

Storage Buffer: In 1x PBS, pH 7.4

Storage Instruction: Store at -20°C or lower. Aliquot to avoid repeated freezing and thawing.

MSDS: [Download](#)

Datasheet: [Download](#)

Applications

Western Blot (Recombinant protein)

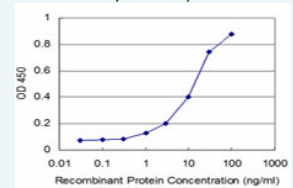
[Protocol Download](#)

Sandwich ELISA (Recombinant protein)

Application Image

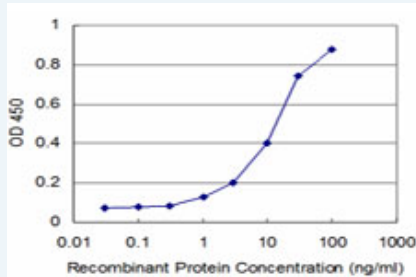
Western Blot (Recombinant protein)

Sandwich ELISA (Recombinant protein)



[enlarge](#)

ELISA



Detection limit for recombinant GST tagged NKX3-1 is approximately 1ng/ml as a capture antibody.

 [Protocol Download](#)

ELISA

Gene Information

Entrez GeneID: [4824](#)

GeneBank [NM_006167](#)

Accession#:

Protein [NP_006158](#)

Accession#:

Gene Name: NKX3-1

Gene Alias: BAPX2,NKX3,NKX3.1,NKX3A

Gene NK3 homeobox 1

Description:

Omim ID: [602041](#)

Gene Ontology: [Hyperlink](#)

Gene Summary: The homeodomain-containing transcription factor NKX3-1 is a putative prostate tumor suppressor that is expressed in a largely prostate-specific and androgen-regulated manner. Loss of NKX3-1 protein expression is a common finding in human prostate carcinomas and prostatic intraepithelial neoplasia.[supplied by OMIM]

Other Designations: NK homeobox, family 3, A,NK3 transcription factor homolog A,NK3 transcription factor related, locus 1,OTTHUMP00000123534

Gene Pathway

[Pathways in cancer](#) [Prostate cancer](#)

Related Disease

[Disease Susceptibility](#) [Genetic Predisposition to Disease](#) [Ovarian cancer](#) [Prostate cancer](#) [Prostatic Neoplasms](#)