



# SZABO SCANDIC

Part of Europa Biosite

## Produktinformation



Forschungsprodukte & Biochemikalien



Zellkultur & Verbrauchsmaterial



Diagnostik & molekulare Diagnostik



Laborgeräte & Service

Weitere Information auf den folgenden Seiten!  
See the following pages for more information!



### Lieferung & Zahlungsart

siehe unsere [Liefer- und Versandbedingungen](#)

### Zuschläge

- Mindermengenzuschlag
- Trockeneiszuschlag
- Gefahrgutzuschlag
- Expressversand

### SZABO-SCANDIC HandelsgmbH

Quellenstraße 110, A-1100 Wien

T. +43(0)1 489 3961-0

F. +43(0)1 489 3961-7

[mail@szabo-scandic.com](mailto:mail@szabo-scandic.com)

[www.szabo-scandic.com](http://www.szabo-scandic.com)

[linkedin.com/company/szaboscandic](https://www.linkedin.com/company/szaboscandic) 

## NKX6-1 monoclonal antibody (M01), clone 1B7

Catalog # : H00004825-M01

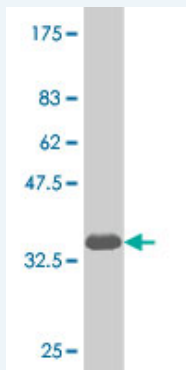
規格 : [ 100 ug ]

[List All](#)

### Specification

|                             |   |
|-----------------------------|---|
| <b>Product Description:</b> | Mouse monoclonal antibody raised against a full length recombinant NKX6-1.  |
| <b>Immunogen:</b>           | NKX6-1 (NP_006159, 191 a.a. ~ 275 a.a) full length recombinant protein with GST tag. MW of the GST tag alone is 26 KDa. |
| <b>Sequence:</b>            | PKPLAELPGRTPIFWPGVMQSPWWRDARLACTPHQGSILLDKDGKRKH<br>TRPTFSGQQIFALEKTFEQTKYLAGPERARLAYSLGM*                              |
| <b>Host:</b>                | Mouse   |
| <b>Reactivity:</b>          | Human   |
| <b>Isotype:</b>             | IgG2a Kappa   |

**Quality Control Testing:** Antibody Reactive Against Recombinant Protein.



Western Blot detection against Immunogen (35.46 KDa) .

**Storage Buffer:** In 1x PBS, pH 7.4

**Storage Instruction:** Store at -20°C or lower. Aliquot to avoid repeated freezing and thawing.

**MSDS:** [Download](#)

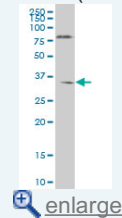
**Datasheet:** [Download](#)

### Applications

Western Blot (Cell lysate)

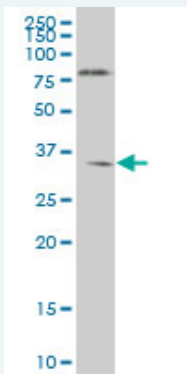
### Application Image

Western Blot (Cell lysate)



Western Blot (Recombinant protein)


ELISA



NKX6-1 monoclonal antibody (M01), clone 1B7 Western Blot analysis of NKX6-1 expression in HL-60 ( Cat # L014V1 ).

 [Protocol Download](#)

#### Western Blot (Recombinant protein)

 [Protocol Download](#)

#### ELISA

#### Gene Information

**Entrez GeneID:** [4825](#)

**GeneBank** [NM\\_006168](#)

**Accession#:**

**Protein** [NP\\_006159](#)

**Accession#:**

**Gene Name:** NKX6-1

**Gene Alias:** NKX6.1,NKX6A

**Gene** NK6 homeobox 1

**Description:**

**Omim ID:** [602563](#)

**Gene Ontology:** [Hyperlink](#)

**Gene Summary:** In the pancreas, NKX6.1 is required for the development of beta cells and is a potent bifunctional transcription regulator that binds to AT-rich sequences within the promoter region of target genes lype et al. (2004) [PubMed 15056733].[supplied by OMIM

**Other** NK homeo box, family 6, member A,NK homeobox, family 6, A,NK6  
**Designations:** transcription factor homolog A,NK6 transcription factor related, locus 1

#### Gene Pathway

[Maturity onset diabetes of the young](#)

#### Related Disease

[Diabetes Mellitus, Type 2](#)