



SZABO SCANDIC

Part of Europa Biosite

Produktinformation



Forschungsprodukte & Biochemikalien



Zellkultur & Verbrauchsmaterial



Diagnostik & molekulare Diagnostik



Laborgeräte & Service

Weitere Information auf den folgenden Seiten!
See the following pages for more information!



Lieferung & Zahlungsart

siehe unsere [Liefer- und Versandbedingungen](#)

Zuschläge

- Mindermengenzuschlag
- Trockeneiszuschlag
- Gefahrgutzuschlag
- Expressversand

SZABO-SCANDIC HandelsgmbH

Quellenstraße 110, A-1100 Wien

T. +43(0)1 489 3961-0

F. +43(0)1 489 3961-7

mail@szabo-scandic.com

www.szabo-scandic.com

[linkedin.com/company/szaboscandic](https://www.linkedin.com/company/szaboscandic) 

NME2 Validated Chimera RNAi

Catalog # : H00004831-R11V

規格 : [10 nmol] [20 nmol]

[List All](#)

Specification

Product Description: Homo sapiens non-metastatic cells 2, protein (NM23B) expressed in (NME2), transcript variant 1, mRNA.

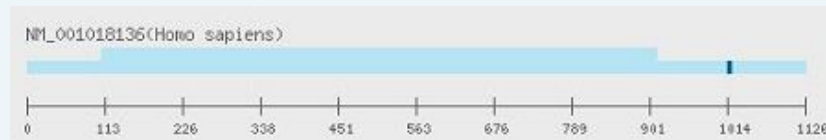
Reactivity: Human

Supplied Product: DEPC water

Target Refseq: NM_001018136

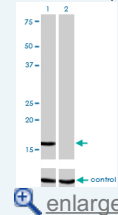
Storage Instruction: Store at -20°C, do not exceed 4 - 5 freeze-thaw cycles to ensure product integrity.

Note: Position of the Chimera RNAi.



Application Image

RNAi Knockdown (Antibody validated)

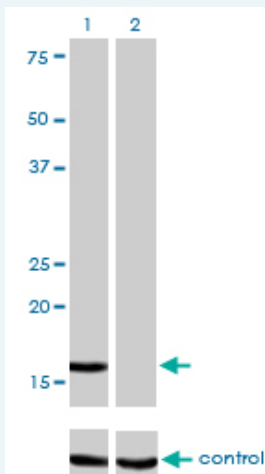


Publication Reference


- [dsCheck: highly sensitive off-target search software for double-stranded RNA-mediated RNA interference.](#)
Naito Y, Yamada T, Matsumiya T, Ui-Tei K, Saigo K, Morishita S. *Nucleic Acids Res.* 2005 Jul 1;33(Web Server issue):W589-91.
- [Functional dissection of siRNA sequence by systematic DNA substitution: modified siRNA with a DNA seed arm is a powerful tool for mammalian gene silencing with significantly reduced off-target effect.](#)
Ui-Tei K, Naito Y, Zenno S, Nishi K, Yamato K, Takahashi F, Juni A, Saigo K. *Nucleic Acids Res.* 2008 Apr;36(7):2136-51. Epub 2008 Feb 11.
- [Guidelines for the selection of highly effective siRNA sequences for mammalian and chick RNA interference.](#)
Ui-Tei K, Naito Y, Takahashi F, Haraguchi T, Ohki-Hamazaki H, Juni A, Ueda R, Saigo K. *Nucleic Acids Res.* 2004 Feb 9;32(3):936-48. Print 2004.
- [siDirect: highly effective, target-specific siRNA design software for mammalian RNA interference.](#)
Naito Y, Yamada T, Ui-Tei K, Morishita S, Saigo K. *Nucleic Acids Res.* 2004 Jul 1;32(Web Server issue):W124-9.

Applications

RNAi Knockdown (Antibody validated)



Western blot analysis of NME2 over-expressed 293 cell line, cotransfected with NME2 Validated Chimera RNAi (Cat # H00004831-R11V) (Lane 2) or non-transfected control (Lane 1). Blot probed with NME2 monoclonal antibody (M01), clone 4B7-3F12 (Cat # H00004831-M01). GAPDH (36.1 kDa) used as specificity and loading control.

 [Protocol Download](#)

Gene Information

Entrez GeneID: [4831](#)

Gene Name: NME2

Gene Alias: MGC111212,NDPK-B,NDPKB,NM23-H2,NM23B,puf

Gene Description: non-metastatic cells 2, protein (NM23B) expressed in

Omim ID: [156491](#)

Gene Ontology: [Hyperlink](#)

Gene Summary: Nucleoside diphosphate kinase (NDK) exists as a hexamer composed of 'A' (encoded by NME1) and 'B' (encoded by this gene) isoforms. Multiple alternatively spliced transcript variants encoding the same isoform have been found for this gene. Co-transcription of this gene and the neighboring upstream gene (NME1) generates naturally-occurring transcripts (NME1-NME2) which encode a fusion protein comprised of sequence sharing identity with each individual gene product. [provided by RefSeq]

Other Designations: NDP kinase

B,OTTHUMP00000174727,OTTHUMP00000174728,OTTHUMP00000174774,OTTHUMP00000174775,OTTHUMP00000174776,c-myc transcription factor,non-metastatic cells 2, protein (NM23) expressed in

Gene Pathway

[Metabolic pathways](#) [Purine metabolism](#) [Pyrimidine metabolism](#)