



# SZABO SCANDIC

Part of Europa Biosite

## Produktinformation



Forschungsprodukte & Biochemikalien



Zellkultur & Verbrauchsmaterial



Diagnostik & molekulare Diagnostik



Laborgeräte & Service

Weitere Information auf den folgenden Seiten!  
See the following pages for more information!



### Lieferung & Zahlungsart

siehe unsere [Liefer- und Versandbedingungen](#)

### Zuschläge

- Mindermengenzuschlag
- Trockeneiszuschlag
- Gefahrgutzuschlag
- Expressversand

### SZABO-SCANDIC HandelsgmbH

Quellenstraße 110, A-1100 Wien

T. +43(0)1 489 3961-0

F. +43(0)1 489 3961-7

[mail@szabo-scandic.com](mailto:mail@szabo-scandic.com)

[www.szabo-scandic.com](http://www.szabo-scandic.com)

[linkedin.com/company/szaboscandic](https://www.linkedin.com/company/szaboscandic) 

## NQO2 polyclonal antibody (A01)

Catalog # : H00004835-A01

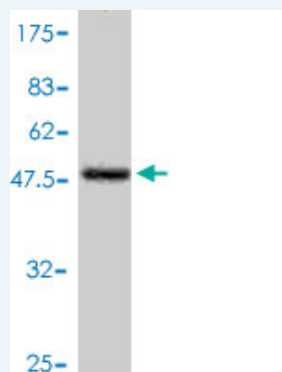
規格 : [ 50 uL ]

[List All](#)

### Specification

<b>Product Description:</b>	Mouse polyclonal antibody raised against a full-length recombinant NQO2.
<b>Immunogen:</b>	NQO2 (AAH06096.1, 1 a.a. ~ 231 a.a) full-length recombinant protein with GST tag.
<b>Sequence:</b>	MAGKKVLIVYAHQEPKSFNGSLKNVAVDELSRQGCTVTVSDLYAMNFEP RATDKDITGTL SNPEVFN YGVETHEAYKQRSLASDITDEQKKVREADLVIF QFPLYWFSVPAILKGWMDRVL CQGFAFDIPGFYDSGLLQGKLALLSVTT GGTAEMYTKTGVNGDSRYFLWPLQHGT LHF CGFKVLAPQISFAPEIASE EERKGMVAAWSQRLQTIWKEEP I PCTAHWHFGQ
<b>Host:</b>	Mouse
<b>Reactivity:</b>	Human

**Quality Control Testing:** Antibody Reactive Against Recombinant Protein.



Western Blot detection against Immunogen (51.52 KDa) .

**Storage Buffer:** 50 % glycerol

**Storage Instruction:** Store at -20°C or lower. Aliquot to avoid repeated freezing and thawing.

**MSDS:** [Download](#)

**Datasheet:** [Download](#)

### Publication Reference

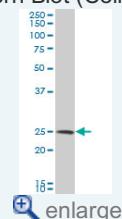
1. [NRH:quinone reductase 2: an enzyme of surprises and mysteries.](#)  
Vella F, Ferry G, Delagrange P, Boutin JA. *Biochem Pharmacol.* 2005 Dec 19;71(1-2):1-12. Epub 2005 Oct 25.

### Applications

**Western Blot (Cell lysate)**

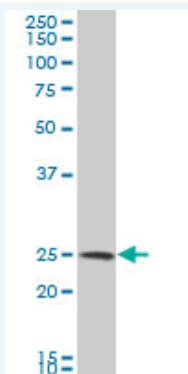
### Application Image

Western Blot (Cell lysate)



Western Blot (Recombinant protein)

ELISA



NQO2 polyclonal antibody (A01), Lot # DOH0051214QCS1 Western Blot analysis of NQO2 expression in HeLa ( Cat # L013V1 ).

 [Protocol Download](#)

---

#### Western Blot (Recombinant protein)

 [Protocol Download](#)

---

#### ELISA

---

#### Gene Information

**Entrez GeneID:** [4835](#)

**GeneBank Accession#:** [BC006096](#)

**Protein Accession#:** [AAH06096.1](#)

**Gene Name:** NQO2

**Gene Alias:** DHQV,DIA6,NMOR2,QR2

**Gene Description:** NAD(P)H dehydrogenase, quinone 2

**Omim ID:** [160998](#)

**Gene Ontology:** [Hyperlink](#)

**Other Designations:** NAD(P)H menadione oxidoreductase 2, dioxin-inducible,NAD(P)H menadione oxidoreductase-1, dioxin-inducible-2,OTTHUMP00000015948,OTTHUMP00000015949,OTTHUMP00000015953

---

#### Related Disease

[Agranulocytosis](#) [Alcohol Withdrawal Delirium](#) [Breast cancer](#) [Breast Neoplasms](#) [Carcinoma](#) [Carcinoma, Transitional Cell](#) [Chromosome Deletion](#) [Cognition Disorders](#) [Disease Susceptibility](#) [Genetic Predisposition to Disease](#) [Hallucinations](#) [Leukemia](#) [Leukemia, Myelocytic, Acute](#) [Mental Recall](#) [Myelodysplastic Syndromes](#) [Neuropsychological Tests](#) [Pancreatitis, Alcoholic](#) [Parkinson Disease](#) [Parkinson disease](#)

... see more